



ADL
GLOBAL **100**™
AN INDEX OF ANTI-SEMITISM

Methodology

- ❖ The **Anti-Defamation League** commissioned **First International Resources** to research attitudes and opinions toward Jews in more than **100 countries around the world**.
- ❖ Fieldwork and data collection were conducted and coordinated by **Anzalone Liszt Grove Research**.
- ❖ The survey was funded by philanthropist **Leonard Stern**.
- ❖ All interviews were conducted between **July 2013 and February 2014**.
- ❖ The data is a result of **53,100 total interviews** among citizens aged 18 and over, **across 101 countries and the Palestinian Territories in the West Bank & Gaza**.

Methodology

- ❖ Expected margin of sampling error for the weighted global average is **+/- 0.97%**, for the countries/territories surveyed with **n=500 interviews it is +/- 4.4%** and for countries sampled with **n=1,000 interviews it is +/- 3.2%**.
- ❖ Interviews were conducted **via landline telephones, mobile phones and face-to-face** discussions in **96 languages** (including many dialects and pidgin/creole versions).
- ❖ For **regional and global averages**, the data was weighted so that each country's interviews were **represented proportionately to that country's adult population**.
- ❖ The source for population data was the UN Department of Social and Economic Affairs - Population Division.

ADL Global 100 Countries by Region

The Americas	Western Europe	Eastern Europe	Middle East & North Africa (MENA)	Sub-Saharan Africa	Asia	Oceania
Argentina	Austria	Belarus	Algeria	Botswana	Armenia	Australia
Bolivia	Belgium	Bosnia & Herzegovina	Bahrain	Cameroon	Azerbaijan	New Zealand
Brazil	Denmark	Bulgaria	Egypt	Côte d'Ivoire	Bangladesh	
Canada	Finland	Croatia	Iran	Ghana	China	
Chile	France	Czech Republic	Iraq	Kenya	Georgia	
Colombia	Germany	Estonia	Jordan	Mauritius	India	
Costa Rica	Greece	Hungary	Kuwait	Nigeria	Indonesia	
Dominican Republic	Iceland	Latvia	Lebanon	Senegal	Japan	
Guatemala	Ireland	Lithuania	Libya	South Africa	Kazakhstan	
Haiti	Italy	Moldova	Morocco	Tanzania	Laos	
Jamaica	The Netherlands	Montenegro	Oman	Uganda	Malaysia	
Mexico	Norway	Poland	Qatar		Mongolia	
Nicaragua	Portugal	Romania	Saudi Arabia		The Philippines	
Panama	Spain	Russia	Tunisia		Singapore	
Paraguay	Sweden	Serbia	Turkey		South Korea	
Peru	Switzerland	Slovenia	United Arab Emirates		Thailand	
Trinidad & Tobago	United Kingdom	Ukraine	West Bank & Gaza		Vietnam	
United States			Yemen			
Uruguay						
Venezuela						

ADL Global 100: A Survey of Attitudes Toward Jews in Over 100 Countries Around the World

Total population
of countries surveyed:

5,940,093,187 = 85.9% of the world's population

Total adult population
of countries surveyed:

4,161,578,905 = 88.4% of the world's adult population

Surveys conducted in
countries which account for:

96.9%

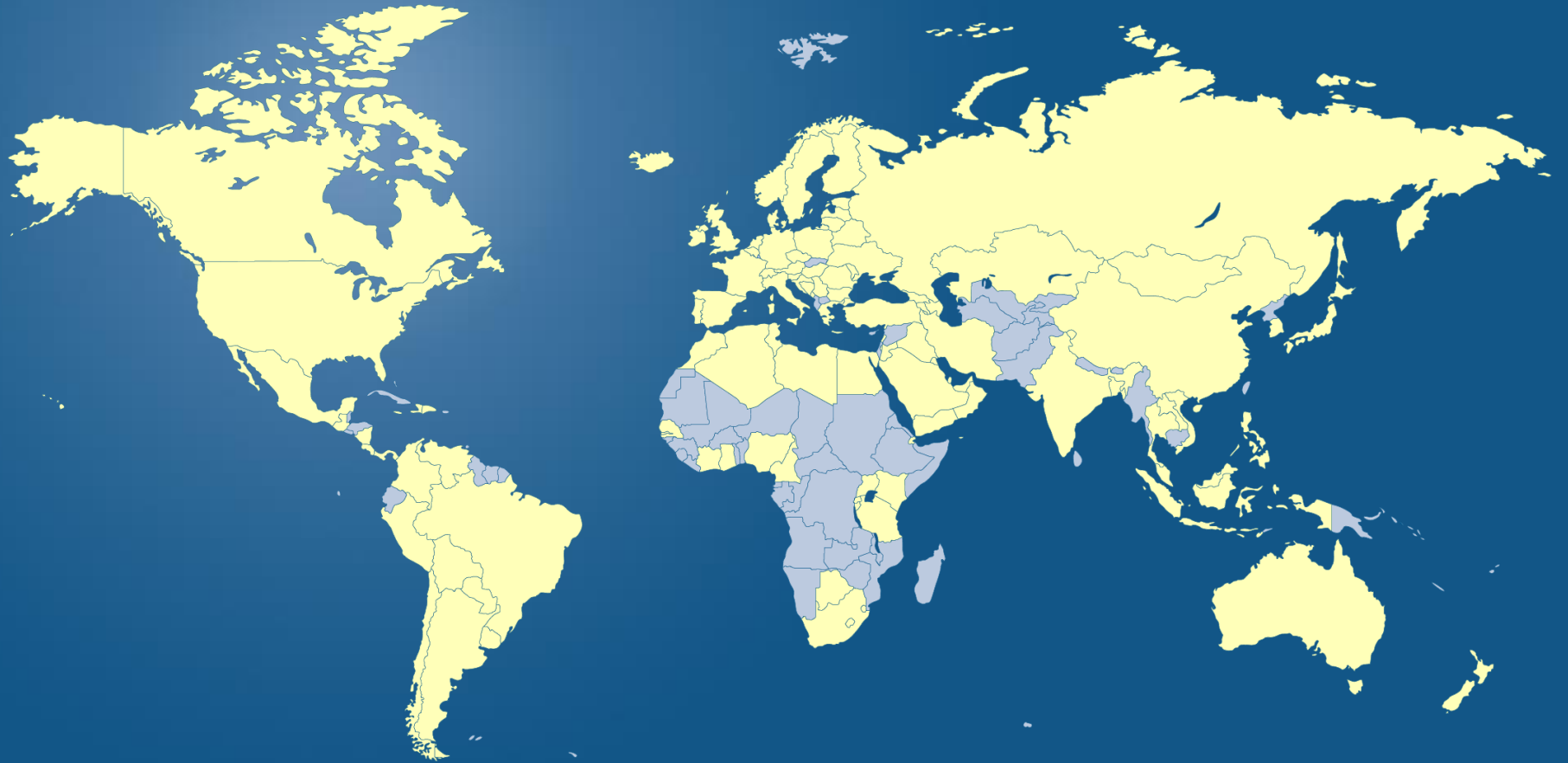
of the world's GDP

Surveys
conducted in:

9 of the 10

most populous countries in the world

The ADL Global 100: World Coverage



Polled countries

- Included 
- Not included 

Index Scores were created by asking whether the following negative stereotypes are “probably true” or “probably false.” Respondents who said at least 6 out of 11 statements are “probably true” are considered to harbor anti-Semitic attitudes.

ANTI-SEMITIC STEREOTYPES	% responding “probably true” among all respondents
Jews are more loyal to Israel than to [this country/the countries they live in]	41
Jews have too much power in the business world	35
Jews have too much power in international financial markets	34
Jews think they are better than other people	34
Jews don’t care about what happens to anyone but their own kind	33
People hate Jews because of the way Jews behave	32
Jews still talk too much about what happened to them in the Holocaust	30
Jews have too much control over global affairs	29
Jews have too much control over the United States government	25
Jews have too much control over the global media	25
Jews are responsible for most of the world’s wars	23

ADL Global 100

The overall
ADL GLOBAL
100 Index
Score is:

26% =

Percentage of respondents
who say that at least 6 of the 11
negative stereotypes tested are
“probably true.”

1.09 billion people worldwide

**Average Regional
Index Scores:**

Middle East & North Africa (MENA)	74%
Eastern Europe	34%
Western Europe	24%
Sub-Saharan Africa	23%
Asia	22%
Americas	19%
Oceania	14%

13% =

Combined Index Score for
English-speaking countries

The ADL Global 100 Ranked by Index Score

1-15	16-30	30-42	46-59
1. West Bank and Gaza (93%)	16. Saudi Arabia (74%)	T30. Dominican Republic (41%)	46. Nicaragua (34%)
2. Iraq (92%)	T17. Greece (69%)	T30. Hungary (41%)	T47. Botswana (33%)
3. Yemen (88%)	T17. Turkey (69%)	T33. Belarus (38%)	T47. Croatia (33%)
T 4. Algeria (87%)	19. Malaysia (61%)	T33. Peru (38%)	T47. Uruguay (33%)
T4. Libya (87%)	20. Armenia (58%)	T33. South Africa (38%)	T50. Bangladesh (32%)
6. Tunisia (86%)	21. Iran (56%)	T33. Ukraine (38%)	T50. Bosnia and Herzegovina (32%)
7. Kuwait (82%)	T22. Senegal (53%)	T37. Azerbaijan (37%)	T50. Costa Rica (32%)
T8. Bahrain (81%)	T22. South Korea (53%)	T37. Chile (37%)	T50. Georgia (32%)
T8. Jordan (81%)	24. Panama (52%)	T37. France (37%)	T50. Kazakhstan (32%)
T10. Morocco (80%)	25. Indonesia (48%)	T40. Guatemala (36%)	T55. Bolivia (30%)
T10. Qatar (80%)	26. Poland (45%)	T40. Lithuania (36%)	T55. Moldova (30%)
T10. United Arab Emirates (80%)	T27. Bulgaria (44%)	T42. Cameroon (35%)	T55. Russia (30%)
13. Lebanon (78%)	T27. Mauritius (44%)	T42. Kenya (35%)	T55. Venezuela (30%)
14. Oman (76%)	29. Serbia (42%)	T42. Paraguay (35%)	T59. Montenegro (29%)
15. Egypt (75%)	T30. Colombia (41%)	T42. Romania (35%)	T59. Spain (29%)

The ADL Global 100 Ranked by Index Score

61-75	76-89	89-102
T61. Austria (28%)	T76. China (20%)	T89. New Zealand (14%)
T61. Latvia (28%)	T76. India (20%)	T92. Czech Republic (13%)
T63. Belgium (27%)	T76. Ireland (20%)	T92. Thailand (13%)
T63. Germany (27%)	T76. Italy (20%)	94. Tanzania (12%)
T63. Slovenia (27%)	80. Jamaica (18%)	T95. Denmark (9%)
T66. Haiti (26%)	T81. Brazil (16%)	T95. U.S. (9%)
T66. Mongolia (26%)	T81. Iceland (16%)	97. UK (8%)
T66. Switzerland (26%)	T81. Nigeria (16%)	98. Vietnam (6%)
T69. Argentina (24%)	T81. Singapore (16%)	99. Netherlands (5%)
T69. Mexico (24%)	T81. Uganda (16%)	100. Sweden (4%)
T69. Trinidad and Tobago (24%)	T86. Finland No(15%)	101. Philippines (3%)
72. Japan (23%)	T86. Ghana (15%)	102. Laos (0.2%)
T73. Côte D'Ivoire (22%)	T86. Norway (15%)	
T73. Estonia (22%)	T89. Australia (14%)	
75. Portugal (21%)	T89. Canada (14%)	

T = tied

Acceptance of Stereotypes


The most widely accepted anti-Semitic stereotype worldwide is:

“Jews are more loyal to Israel than to this country/the countries they live in.”

41%

Of those surveyed believe this statement to be “probably true.”

This is the most widely accepted stereotype in 5 of the 7 regions:



The second most widely accepted stereotype worldwide is:

“Jews have too much power in the business world.”

35%

Of those surveyed believe this statement to be “probably true.”

This is the most widely accepted stereotype in Eastern Europe:

53%

Among respondents in MENA, the two most widely accepted stereotypes are:

“People hate Jews because of the way Jews behave.”

75%

“probably true”

“Jews are more loyal to Israel than to this country/the countries they live in.”

74%

“probably true”

Regional Influence

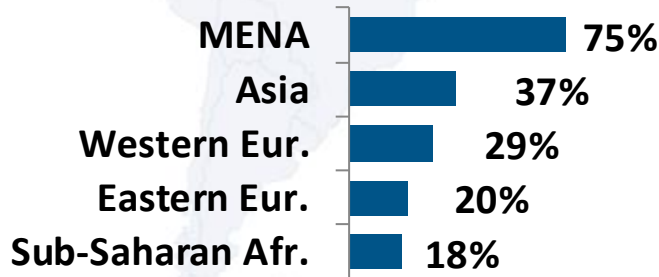
Region tends to be a stronger factor than religion in determining the existence of anti-Semitic attitudes. Anti-Semitic attitudes are most prevalent in MENA with an average Index Score of:

74%

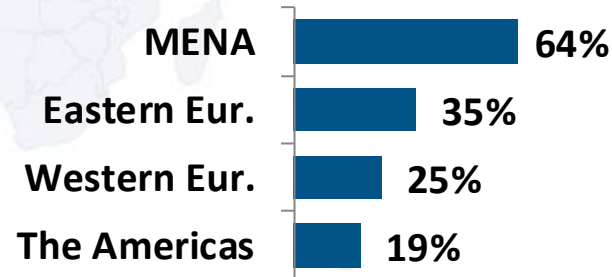
Among all the religious groups tested, Muslims have the highest average Index Score:

49%

Average Index Scores by region (Muslim respondents):



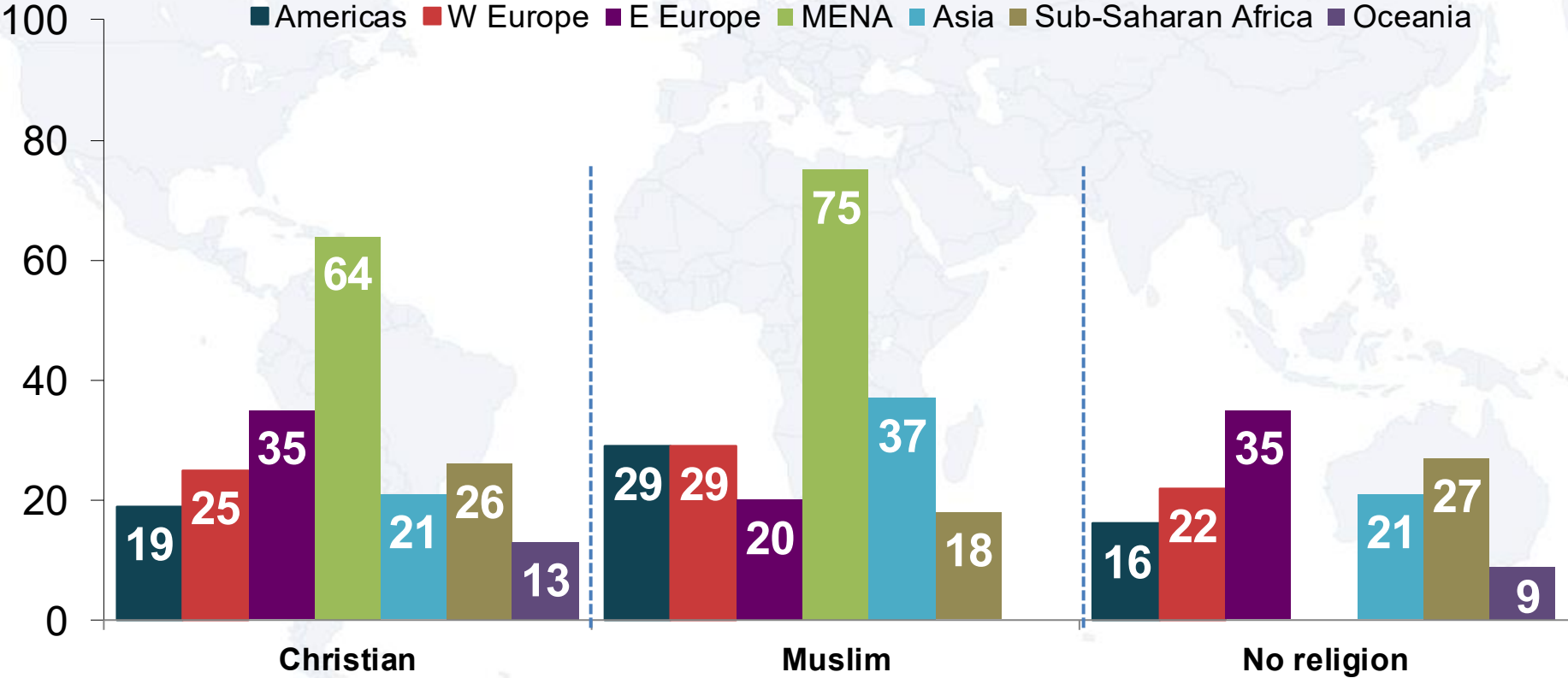
Average Index Scores by region (Christian respondents):




Region plays an even more important role than religion in anti-Semitic views.

Muslims in MENA have higher Index Scores than those in other parts of the world. MENA Christians also have higher levels of anti-Semitic views.

Index Score: % who believe 6+ statements



Individual Country Findings



Iran (56%) has the lowest Index Score in MENA. Iran is more similar to Armenia (58%) than to many other MENA countries

Thailand has an Index Score of just 13%, but shares a border with Malaysia (61%).

France (37%) has one of the highest Index Scores in Western Europe.

Greece (69%) has the highest Index Score outside MENA, and is the only non-MENA country in the top 20 (Tied 17th).

Northern European countries tend to have low scores (Sweden 4% / Netherlands 5% / Denmark 9% / Norway 15%)

Individual Country Findings

A world map with several countries highlighted in a light blue, grid-like pattern. These include Laos, the Philippines, Vietnam, the Czech Republic, Mauritius, Panama, and South Korea. The map is centered on the Atlantic Ocean.

There's very little anti-Semitism in Laos (0.2%), the Philippines (3%) and Vietnam (6%).

The Czech Republic (13%) is well below the rest of Eastern Europe (34%).

Mauritius (44%) has a significantly higher Index Score than India (20%), the only other country in the survey where Hinduism is the dominant religion. (Note: Hindus account for about 1/2 the population of Mauritius and more than 3/4 in India).

Panama (52%) has the highest Index Score in the Americas by an 11-point margin (Colombia / Dominican Republic 41%).

South Korea (53%) has one of the highest Index Scores in East Asia, trailing Malaysia (61%) but ahead of Indonesia (48%).

Have you Met a Jewish Person?

Of the

74%

who have never met
a Jewish person:



25%

Still harbor anti-Semitic
attitudes.

Of the

26%

who believe a majority of
the anti-Semitic stereotypes
tested to be “*probably true*”...

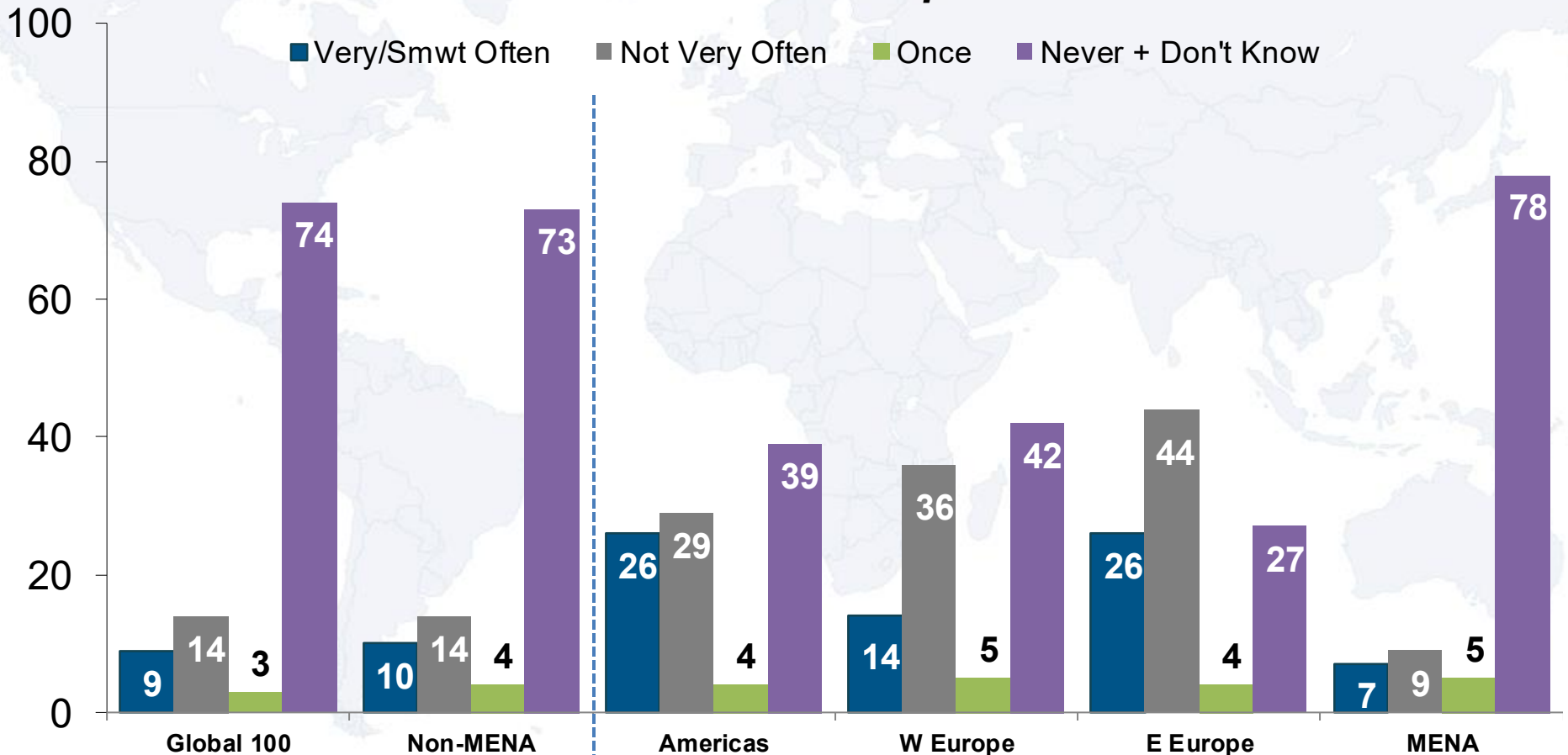


70%

Have actually never
met a Jewish person.

Fewer than 10 percent of those surveyed say they interact with Jewish people very or somewhat often.

How often would you say you interact with Jewish people? [AMONG THOSE WHO HAVE MET A JEWISH PERSON]

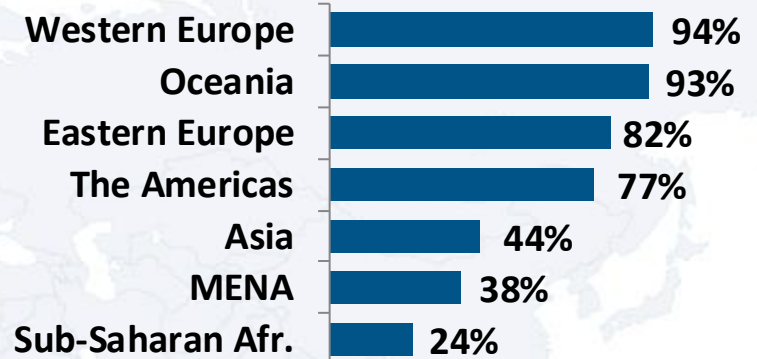


Holocaust Awareness



54% Have heard
of the Holocaust

Holocaust awareness (by region):



35% Have never heard
of the Holocaust

Younger people are less
aware of the Holocaust :

Under 35
48%
Aware

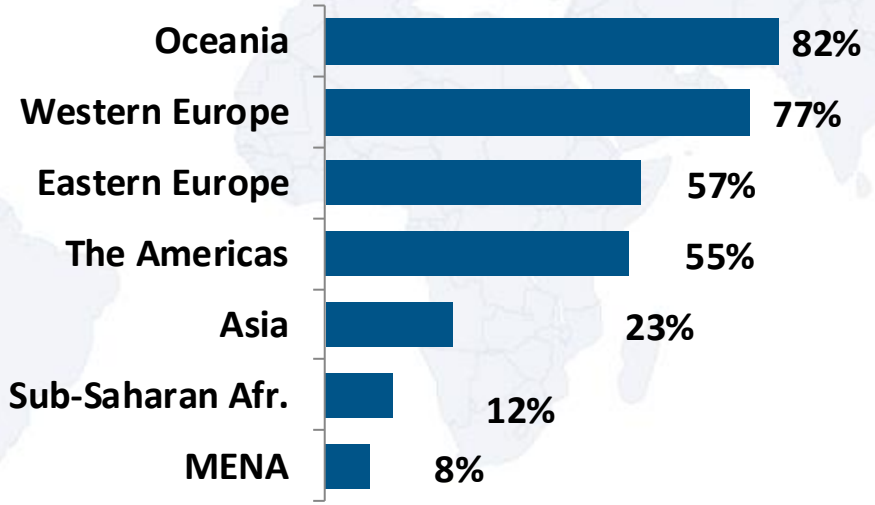
50 and older
61%
Aware

Holocaust Awareness and Acceptance of Historical Account

Have heard of the Holocaust AND believe it has been accurately described by history:

33%

By region:



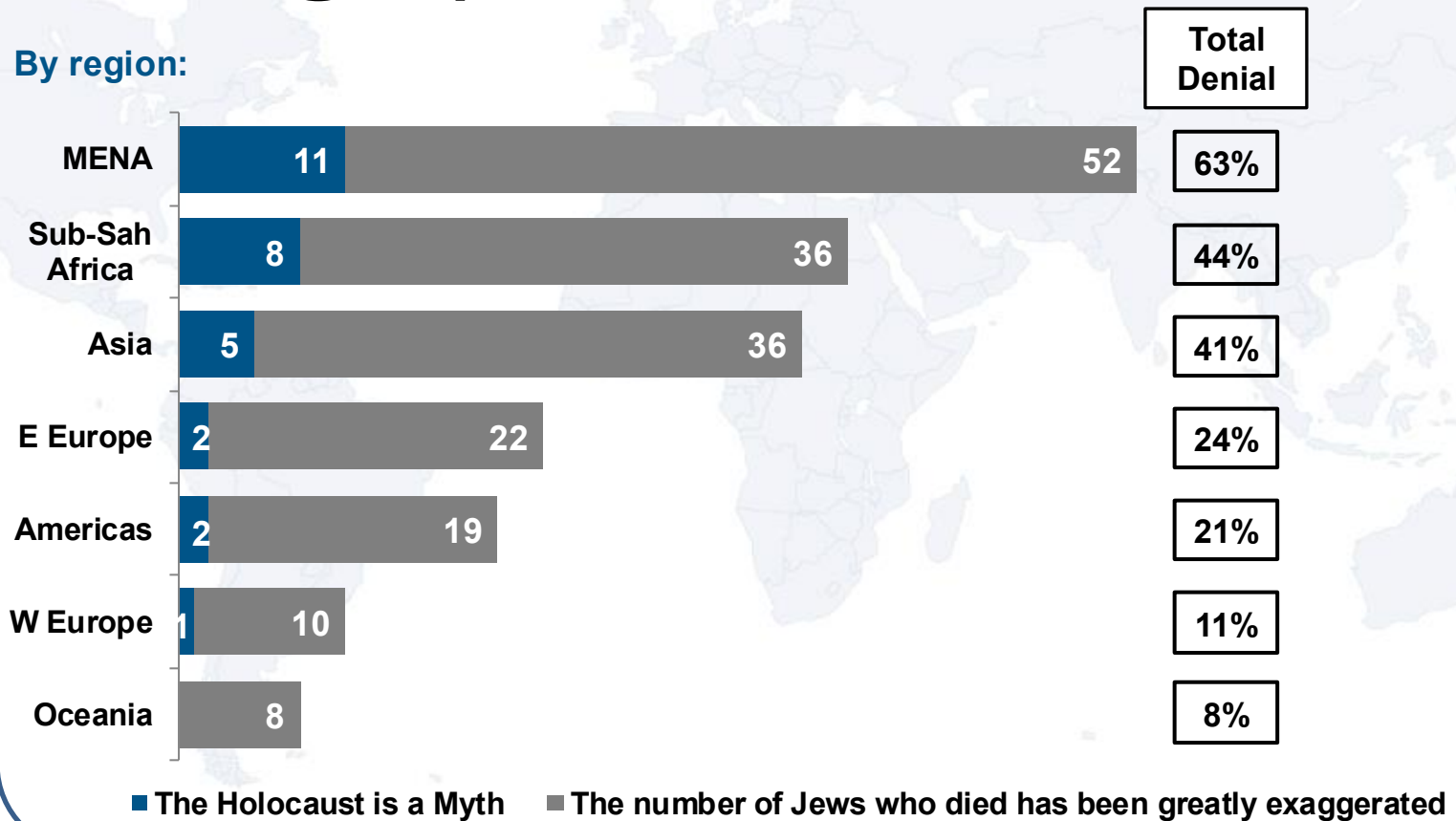
Holocaust Denial

Among those who have heard of the Holocaust:

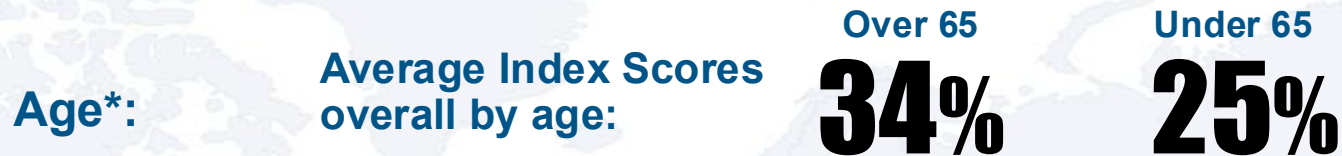
32%

Believe it is either a myth or has been greatly exaggerated

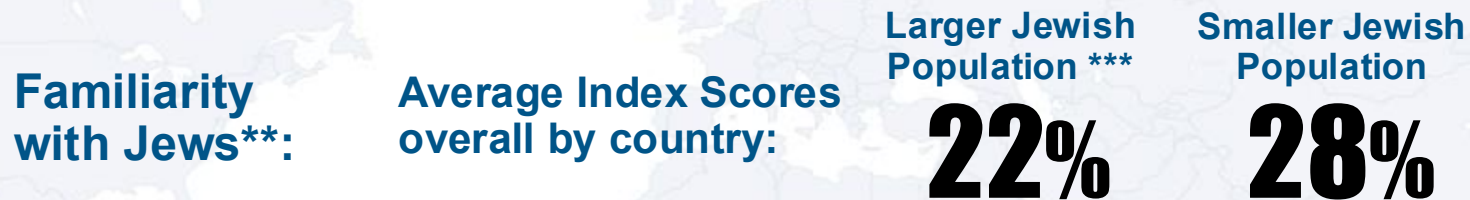
By region:



Predictors of Anti-Semitic Views



* Older people are more likely to harbor anti-Semitic views.



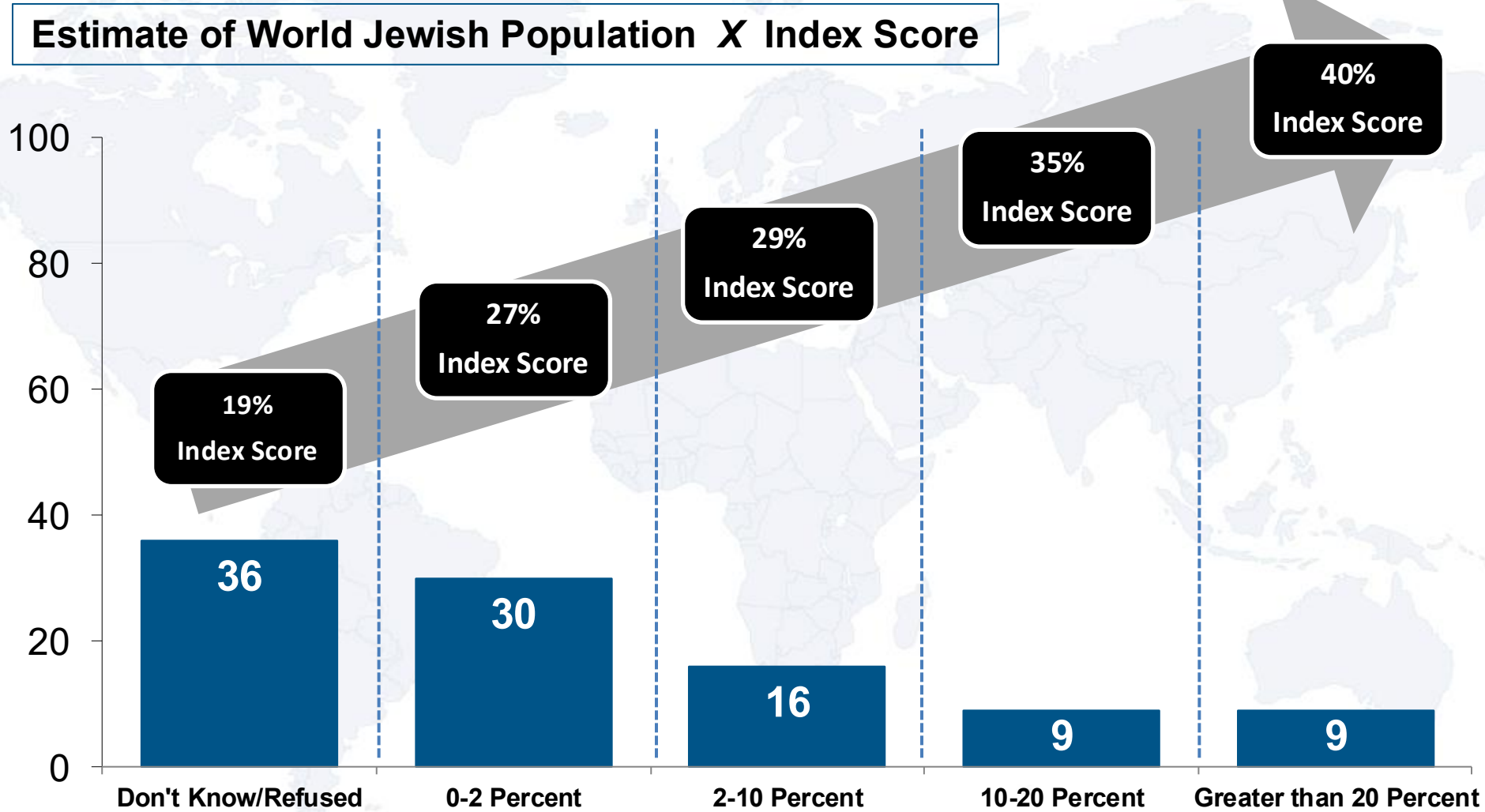
** More familiarity = lower Index Scores.

*** "Larger Jewish Population" refers to countries that have an estimated Jewish population greater than 10,000, or more than 0.1% of the overall population, or where ADL has surveyed in the past.

Education: In the West (The Americas, Western Europe, and Oceania), more educated people are less likely to harbor anti-Semitic views.
In MENA, more educated people are more likely to hold anti-Semitic views.



The more people overestimate the world's Jewish population, the more they tend to harbor anti-Semitic attitudes.



What percentage of the world's population do you think is Jewish? That is, out of every one hundred people in the world, how many do you think are Jewish?

What about Israel?

- ❖ Analysis of the data **did not show any statistical correlation** between attitudes towards Israel and attitudes towards Jews.
- ❖ In some regions and countries, notably in the MENA region, there was a strong correlation between hostility towards Israel and opinions of Jews.
- ❖ In other regions, where reports indicate widespread expressions of hostility towards Israel, the results demonstrate low levels of anti-Semitic attitudes.

What Comes Next?

- ❖ There is much to digest, much to analyze in the ADL Global 100 results, and we recognize **that we may never fully understand the underlying causes for certain results.**
- ❖ This survey provides a global snapshot of anti-Semitic attitude. We appreciate that this survey is one measure in assessing the levels of anti-Semitic beliefs and attitudes in a particular country
- ❖ The primary value of this survey lies in **establishing a baseline for understanding global attitudes towards Jews**, and through that, setting priorities for further analysis and strategies to address the challenges presented by the results.
- ❖ We are sharing this data widely and are reaching out to governments, our partners in Jewish communities, NGOs and academia around the world to join us in analyzing these results and in considering how best to use this information in the ongoing effort to counteract anti-Semitism and promote Holocaust awareness.

FOR MORE INFORMATION, PLEASE VISIT:

global100.adl.org

#ADLglobal100