



ADL
GLOBAL **100**  
AN INDEX OF ANTI-SEMITISM

Countries Included in this Round by Region

The Americas

Argentina

Brazil

Canada

Western Europe

Austria

Belgium

Denmark

France

Germany

Italy

The Netherlands

Spain

Sweden

United Kingdom

Eastern Europe

Hungary

Poland

Ukraine

Russia

Africa

South Africa

Oversamples of Muslims

Belgium

France

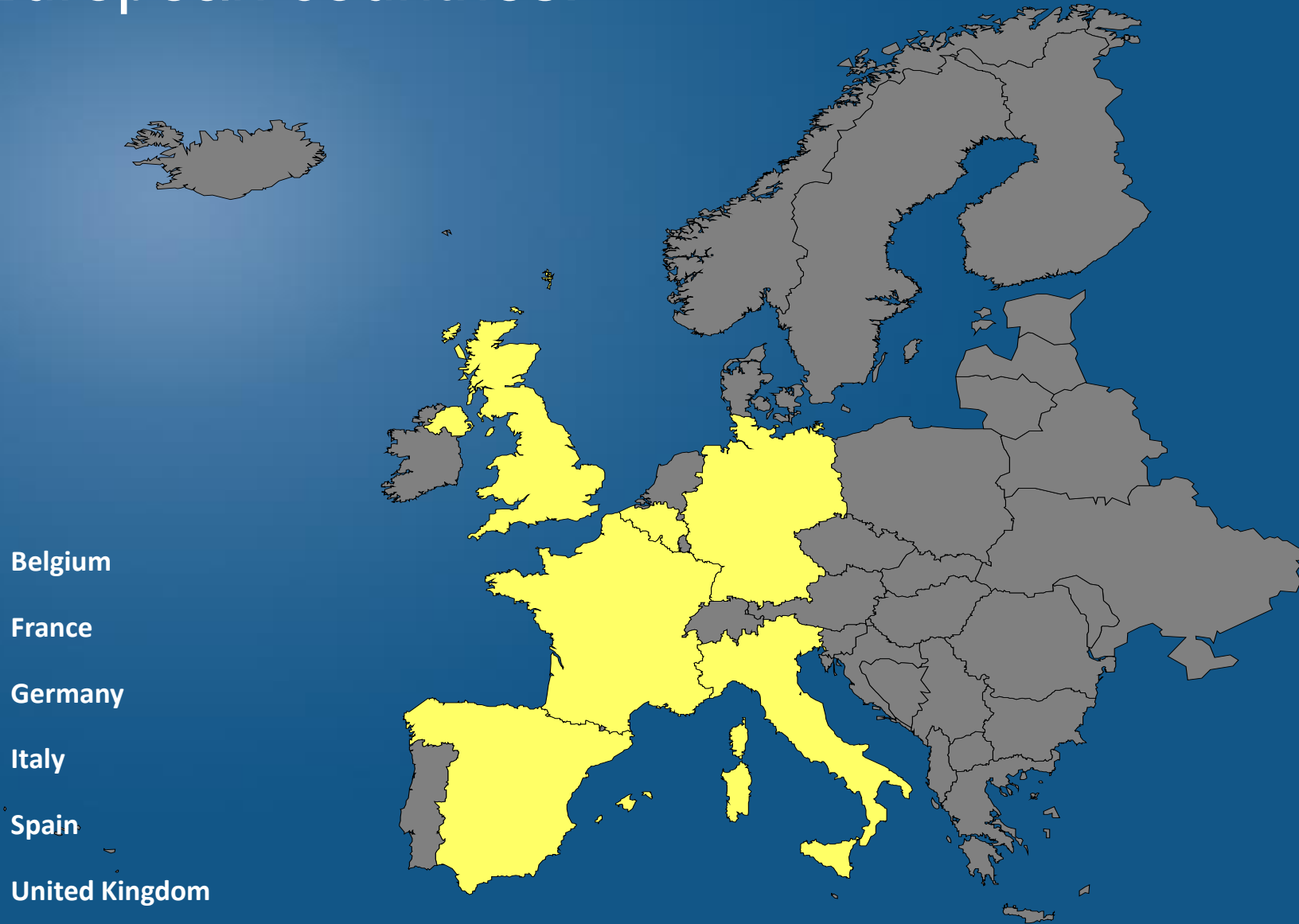
Germany

Italy

Spain

United Kingdom

Oversamples of Muslims were conducted in the following Western European countries:



Methodology

Methodology – Main Sample

The Anti-Defamation League commissioned First International Resources to update attitudes and opinions toward Jewish people in 18 countries around the world. Anzalone Liszt Grove Research conducted and coordinated fieldwork and data collection for this public opinion project. All interviews occurred between April 15 – June 3, 2019.

This data is a result of 9,056 interviews among citizens age 18 and over, across 18 countries. The expected margin of sampling error for the countries surveyed with n=500 interviews is +/-4.4% at the 95% level of confidence. The margin of error is higher for subgroups within each geography.

Interviews were conducted via landline telephones, cellphones, and face-to-face discussions in 18 languages.

All respondents were selected at random. Telephone respondents were selected from a combination of random-digit dial sampling and simple random sampling from comprehensive telephone number databases; face-to-face respondents were selected using geographically stratified, randomly selected sampling points in each country, and at the household level using a Kish grid.

Methodology – Main Sample

Telephone interviewing was conducted only where combined cellphone + landline penetration in the country exceeded 90%. In all countries where telephone dialing was conducted, interviews were collected using a combination of landline and cellphone dialing, in proportion to that country's coverage rate for each telephone type.

Within each country, the data was weighted to be reflective of the national population on a number of demographic measures, including age, gender, religion, geographic region, ethnicity, and language spoken.

In all countries, the samples are fully nationally representative, with the exception of Ukraine where some areas were excluded due to conflict.

The source for population data was the UN Department of Social and Economic Affairs - Population Division. Please note that population figures cited are for 2015 because countries have not released new census figures.

Methodology – Muslim sample in Europe

In six European countries -- Belgium, France, Germany, Italy, Spain, and the United Kingdom -- an additional n=100 interviews were conducted among the Muslim populations in those nations. Given the immigration laws in these countries, both citizen and non-citizen Muslim respondents were interviewed. It is important to note that in the nationally-representative general population surveys, only citizens were surveyed in order to avoid covering large populations of itinerant workers in many countries.

Interviews among Muslims were conducted online. The data was weighted to be reflective of the 2015 ADL telephone survey oversample of Muslims due to the absence of reliable demographic information about the makeup of the adult Muslim population in each country.

Methodology – Mode of Interviewing

The Americas

Argentina - T
Brazil – T
Canada – T

Western Europe

Austria - T
Belgium – T
Denmark – T
France – T
Germany – T
Italy – T
The Netherlands – T
Spain – T
Sweden – T
United Kingdom - T

Eastern Europe

Hungary - T
Poland - T
Russia - T
Ukraine - F

Africa

South Africa - T

T = Telephone (CATI)
F = Face-to-face (CAPI)

Index of Anti-Semitic Attitudes

ADL Global 100, Demographic Comparisons

Index Scores were created by asking whether the following negative stereotypes are “probably true” or “probably false.” Respondents who said 6+ of 11 statements are “probably true” are considered to harbor anti-Semitic attitudes. We tested two new statements in this wave, which were not factored into Index Scores.

ANTI-SEMITIC STEREOTYPES [LEGACY LIST]

- 1) Jews are more loyal to Israel than to [this country/the countries they live in].
- 2) Jews have too much power in the business world.
- 3) Jews have too much power in international financial markets.
- 4) Jews don't care about what happens to anyone but their own kind.
- 5) Jews have too much control over global affairs.
- 6) People hate Jews because of the way Jews behave.
- 7) Jews think they are better than other people.
- 8) Jews have too much control over the United States government.
- 9) Jews have too much control over the global media.
- 10) Jews still talk too much about what happened to them in the Holocaust.
- 11) Jews are responsible for most of the world's wars.

NEW STATEMENTS TESTED

- 1) Jews want to weaken our national culture by supporting more immigrants coming to our country
- 2) Jews were responsible for Communism and the oppression of Eastern Europe during the twentieth century

Major Findings



Index scores rose in Eastern Europe and in the Southern Hemisphere. Across Western Europe, there is little change in index scores.

Any 5+ point **INCREASE** in index score since last survey



Argentina (+6), Russia (+8)
Brazil (+9), South Africa (+9),
Poland (+11), Ukraine (+14)

No real change in index score since last survey:



Belgium, Germany, Denmark,
France, Hungary,
Netherlands, Spain, Sweden,
UK

Any 5+ point **DECREASE** in index score since last survey



Canada (-6),
Austria (-8), Italy (-11)

Although some index scores were down, this was generally a result of people saying they “don’t know” whether stereotypes are true, not the result of people saying they’re false.

For Canada and Austria the most recent wave was 2014.

While the Italy score (18%) is lower than 2015 (29%), it’s consistent with 2014 (20%).

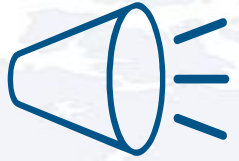
Major Findings



In most countries, political anti-Semitism is the most common stereotype, but in Eastern Europe there is a strong undercurrent of economic anti-Semitism, and in several countries we're seeing a backlash against talking about the Holocaust.

Country	Index	Most Common Stereotype	% Agree
Argentina	30	Jews still talk too much about what happened to them in the Holocaust	60
Austria	20	Jews are more loyal to Israel than to [this country/the countries they live in]	49
Belgium	24	Jews are more loyal to Israel than to [this country/the countries they live in]	50
Brazil	25	Jews are more loyal to Israel than to [this country/the countries they live in]	70
Canada	8	Jews still talk too much about what happened to them in the Holocaust	28
Denmark	10	Jews are more loyal to Israel than to [this country/the countries they live in]	41
France	17	Jews are more loyal to Israel than to [this country/the countries they live in]	32
Germany	15	Jews are more loyal to Israel than to [this country/the countries they live in]	49
Hungary	42	Jews have too much power in the business world.	71
Italy	18	Jews are more loyal to Israel than to [this country/the countries they live in]	49
Netherlands	10	Jews are more loyal to Israel than to [this country/the countries they live in]	43
Poland	48	Jews still talk too much about what happened to them in the Holocaust	74
Russia	31	Jews have too much power in the business world.	50
South Africa	47	Jews are more loyal to Israel than to [this country/the countries they live in]	60
Spain	28	Jews are more loyal to Israel than to [this country/the countries they live in]	62
Sweden	4	Jews are more loyal to Israel than to [this country/the countries they live in]	25
UK	11	Jews are more loyal to Israel than to [this country/the countries they live in]	33
Ukraine	46	Jews have too much power in the business world.	72

Major Findings



Anti-Semitic tropes around Jewish control of business and the financial markets are especially widespread in Eastern Europe.

Jews have too much power in the business world.



Hungary:

71%

Poland:

56%


Russia:

50%

Ukraine:

72%

Jews have too much power in international financial markets.



Hungary:

67%

Poland:

56%

Russia:

40%

Ukraine:

68%

Major Findings



Authoritarian tendencies around the rights of minorities and conspiratorial thinking are widespread – even in Western Europe. This creates the conditions for further spread of anti-Semitism.

The will of the majority should always prevail, even over the rights of minorities.



Germany:

52%

Poland:

50%

Austria:

45%

Hungary:

57%

Much of our lives are being controlled by secret conspiracies arranged by powerful groups



France:

52%

Spain:

58%

Germany:

37%

Russia:

62%

Major Findings



While many feel that their country's traditions are threatened by immigrants, outside South Africa the blame isn't falling on Jews (yet). Still, this creates dangerous conditions.

The culture and traditions of [COUNTRY] are being threatened by immigrants coming to our country



Hungary:

60%

South Africa:

56%

Netherlands:

51%

Austria:

46%

Jews want to weaken our national culture by supporting immigrants coming to our country



Hungary:

25%

South Africa:

41%

Netherlands:

4%

Austria:

11%

11-point Index & Ideology



While anti-Semitism crosses ideological lines, in most countries, people on the ideological right are more likely to believe in a majority of the anti-Semitic stereotypes tested. Belgium and the Netherlands are the exception – here anti-Semitic beliefs are more common on the left.

6+ Index Score

WESTERN EUROPE				
Country	Left	Center	Right	Right-Left Net Diff
Austria	10%	23%	27%	+17
France	11%	16%	25%	+14
Spain	23%	28%	33%	+10
Germany	10%	15%	20%	+10
Italy	17%	16%	25%	+8
Denmark	8%	10%	14%	+6
UK	10%	11%	13%	+3
Sweden	4%	2%	4%	0
Netherlands	14%	8%	9%	-5
Belgium	30%	22%	20%	-10

EASTERN EUROPE				
Country	Left	Center	Right	Right-Left Net Diff
Poland	--	41%	62%	--
Hungary	43%	36%	52%	+9

NORTH AMERICA				
Country	Left	Center	Right	Right-Left Net Diff
Canada	5	5	10	+5

LATIN AMERICA				
Country	Left	Center	Right	Right-Left Net Diff
Argentina	28%	28%	33%	+5
Brazil	22%	15%	32%	+10

Major Findings



In every country surveyed, equal or higher percentages said they believe Muslims in their country face “a lot” of violence, compared with Jews.

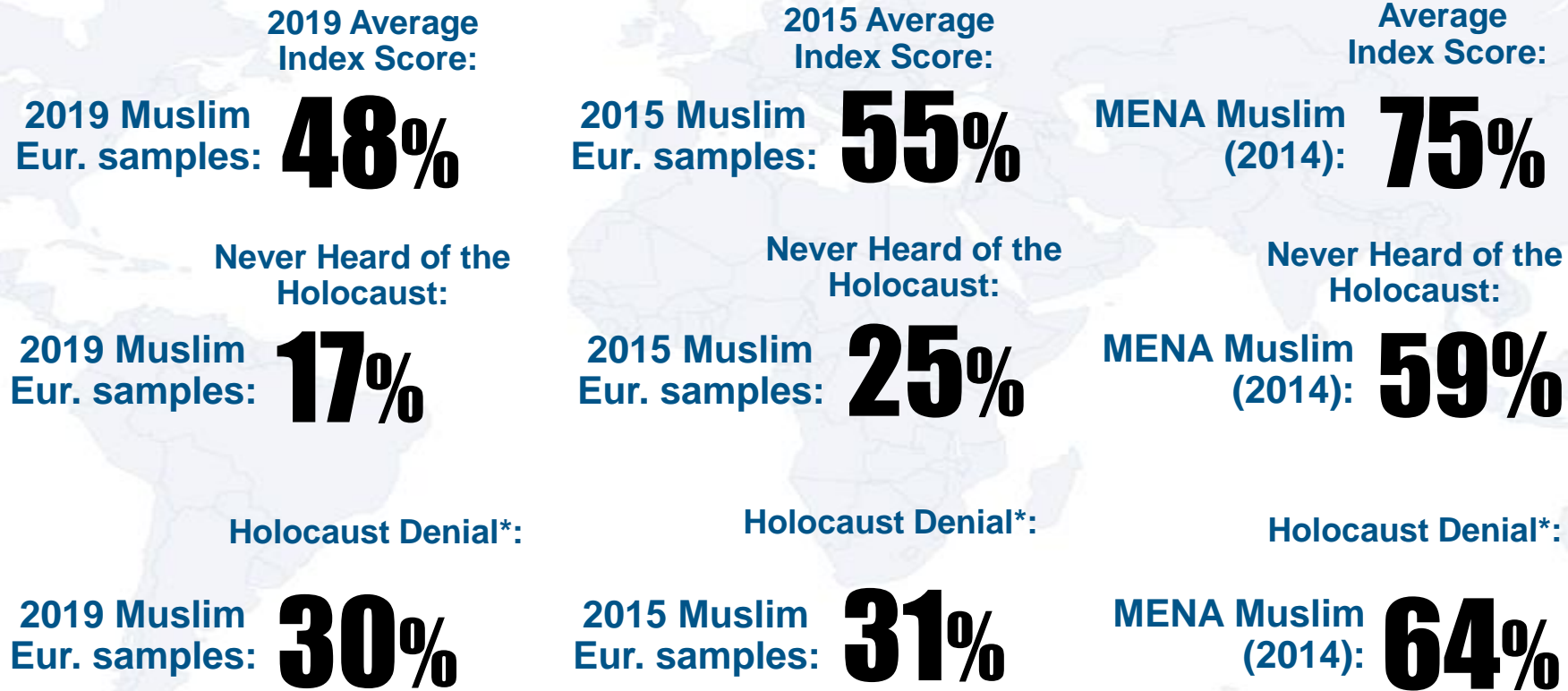
Country	Lot of Violence: Jews	Lot of Violence: Muslims	Govt should do more: Violence Jews
Netherlands	18	31	25
Sweden	21	30	40
Italy	10	17	41
Denmark	13	38	14
UK	21	43	40
Austria	10	30	24
Germany	26	34	30
Ukraine	2	2	29
Belgium	23	47	20
Argentina	13	17	43
France	25	31	21
Russia	12	17	17
Spain	11	33	21
Brazil	23	31	57
Poland	31	35	27
Hungary	5	11	13
South Africa	22	23	57

The perception of violence against Jews does not always correlate with a desire for more government action, since some governments may be perceived as acting adequately (or inadequately) already. For example, in France 25% believe there is a lot of violence against Jews (3rd highest measured), but only 21% want more government action (5th lowest measured).

Major Findings



Muslims in the six European countries we oversampled have lower Index Scores than respondents in MENA in 2014, they are more aware of the Holocaust, are they are less likely to deny the Holocaust happened as described by history.



* Holocaust Denial: the % who know of the Holocaust that say it is a myth or greatly exaggerated by history

Major Findings



Muslims in Europe are far more likely to have met Jews than those living in MENA. They also have more balanced, nuanced views on Israel.

Have not met a Jewish person:

W. Eur. Muslims (2019):

20%

W. Eur. Muslims (2015):

21%

MENA Muslim (2014):

77%

Favorable view of Israel:

W. Eur. Muslims (2019):

31%

W. Eur. Muslims (2015):

37%

MENA Muslim (2014):

9%

W. Eur. Muslims (2019):

Support Israel's right to exist as the homeland for the Jewish people:

40%

In the conflict between Israel and the Palestinians, which side do you sympathize with more?

Palestinians

57%

Both

30%

Israel

13%

Major Findings



Across most countries, there is wide support for social media platforms and governments doing more to stop online harassment. However, views on which one should do more varies by country.

Platforms more responsible

Both about equally responsible

Govt. more responsible

Country	Platforms should do more	Govt. should do more	Diff.
Hungary	54%	39%	+15
Canada	55%	42%	+13
Denmark	43%	32%	+11
Netherlands	56%	45%	+11
Germany	65%	55%	+10
UK	70%	61%	+9
Austria	58%	52%	+6
Sweden	56%	50%	+6
France	55%	51%	+4
Brazil	72%	72%	0
Belgium	53%	55%	-2
Russia	34%	37%	-3
Argentina	54%	58%	-4
Italy	69%	73%	-4
Spain	71%	75%	-4
Ukraine	19%	25%	-6
South Africa	70%	76%	-6
Poland	43%	53%	-10

Major Findings



These countries are generally more sympathetic to Israel than to Palestinians, but the relationship between sympathy towards Israel and a country's index score is weak.

Country	More Symp. to Israel	More Symp. To Palestinians	Diff.	Index
Brazil	41	15	+26	25
South Africa	43	23	+20	47
Hungary	23	7	+16	42
Ukraine	16	4	+12	46
Argentina	24	15	+9	30
Netherlands	30	23	+7	10
Russia	25	18	+7	31
Canada	27	22	+5	8
Austria	24	25	-1	20
Denmark	24	25	-1	10
Sweden	21	22	-1	4
Germany	20	23	-3	15
Italy	16	21	-5	18
Poland	20	25	-5	48
France	11	26	-15	17
UK	12	29	-17	11
Belgium	12	31	-19	24
Spain	11	38	-27	28

More sympathetic to Israel

Roughly Equal Sympathies

More sympathetic to Palestinians

Major Findings



Support for BDS is very low. There's also little relationship between a country's index score and support for BDS. That said, in South Africa, there are both troubling levels of anti-Semitism and support for BDS.

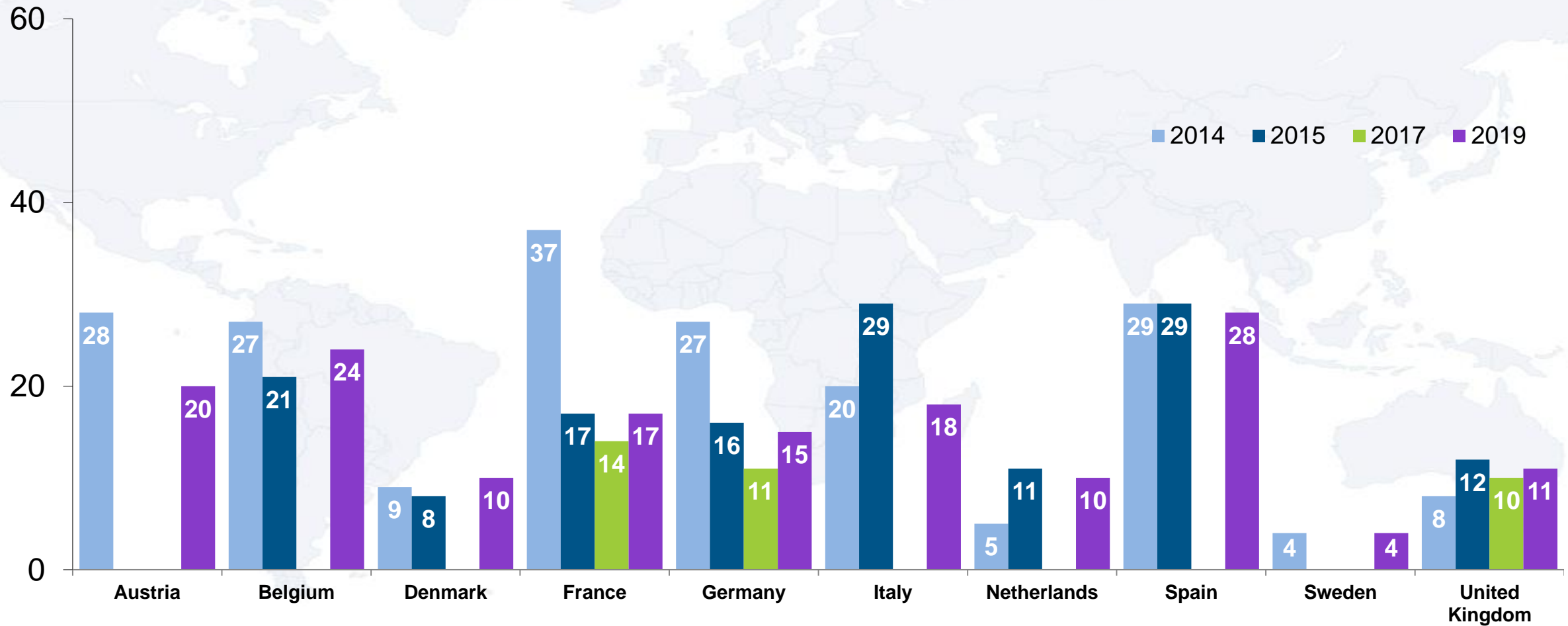
Country	Support Boycott	Index
South Africa	38	47
Belgium	18	24
Denmark	17	10
UK	15	11
Sweden	14	4
Brazil	12	25
Poland	12	48
Spain	12	28
Russia	11	31
Italy	11	18
France	10	17
Netherlands	9	10
Canada	9	8
Hungary	8	42
Argentina	8	30
Austria	8	20
Germany	5	15
Ukraine	3	46

Index of Anti-Semitic Attitudes

ADL Global 100, Demographic Comparisons

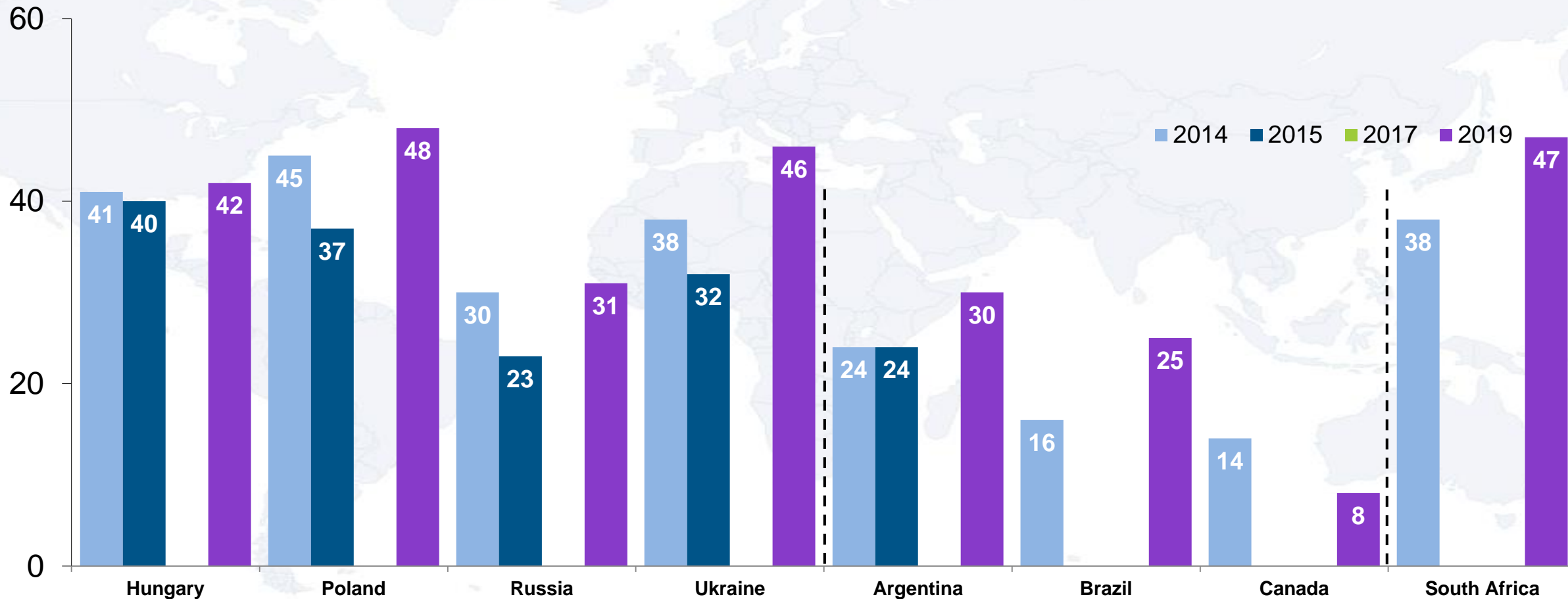
Index scores are mostly stable or down some in Western Europe.

Index Score: Western Europe



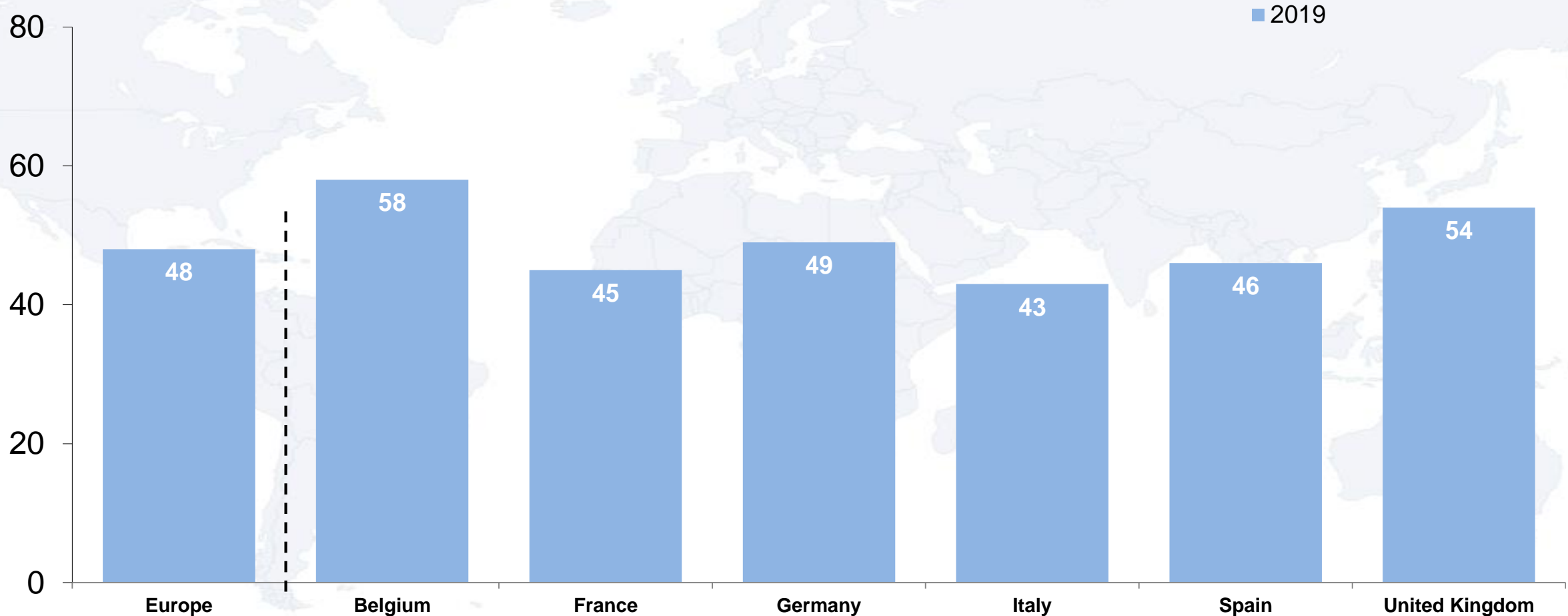
Index scores are up Eastern Europe, South Africa, and the Americas with the exception of Canada.

Index Score: Eastern Europe, The Americans, Africa



Muslims in the Western European countries we surveyed have higher scores than their countries overall, but still lower than those of MENA Muslims.

Index Score: European Muslim Oversample

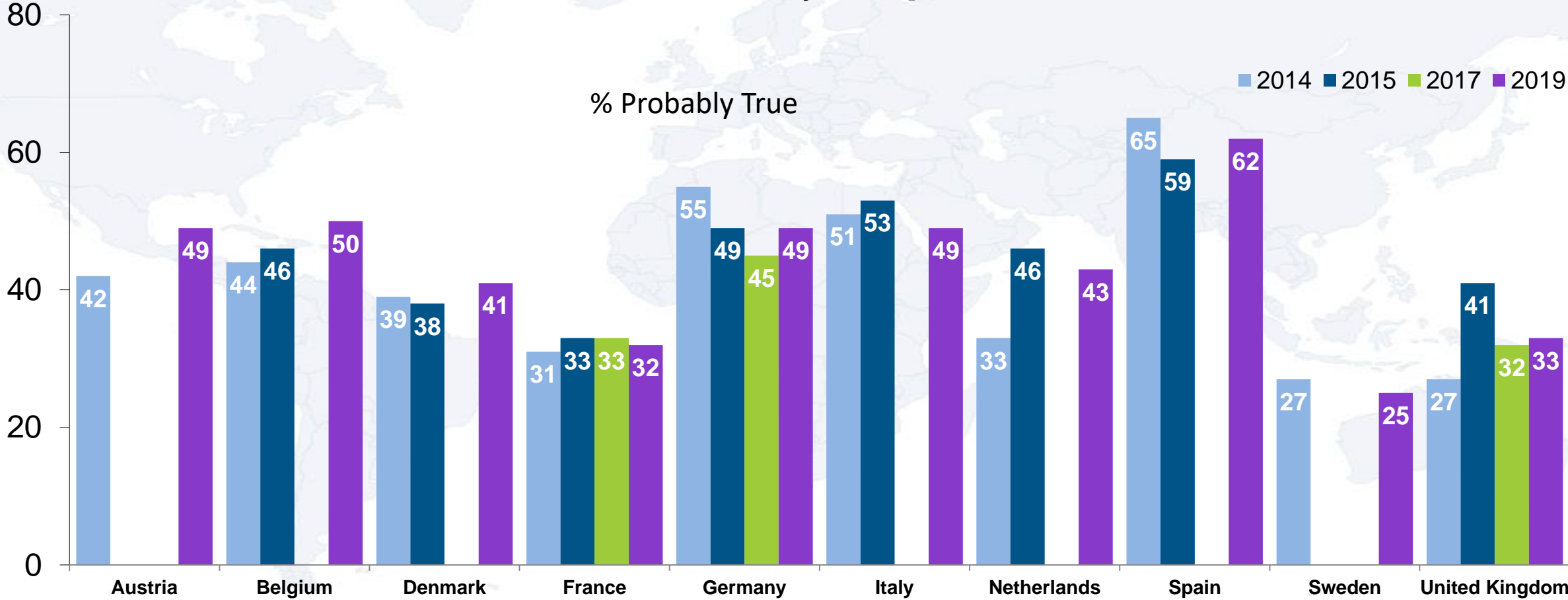


Appendix

Individual Index Statement Agreement

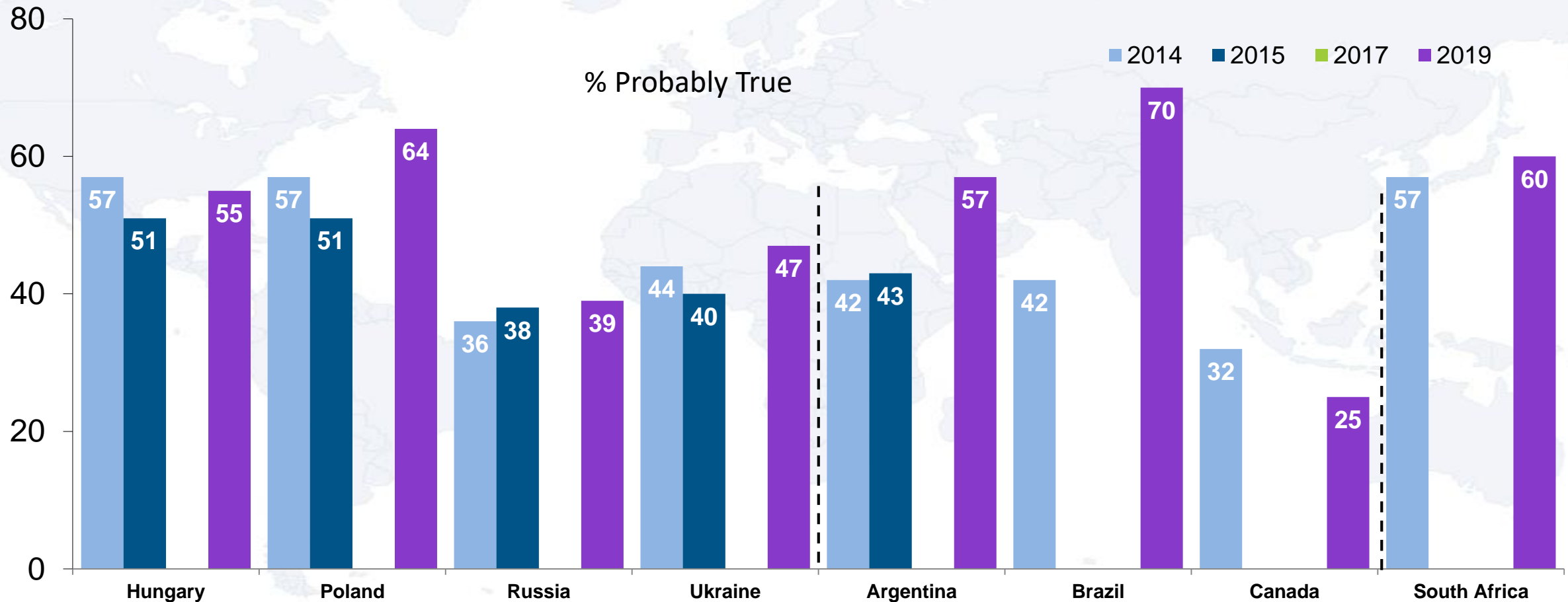
In Western Europe, political anti-Semitism related to dual loyalty with Israel is the most commonly held anti-Semitic belief.

Western Europe: Jews are more loyal to Israel than to [this country/the countries they live in]



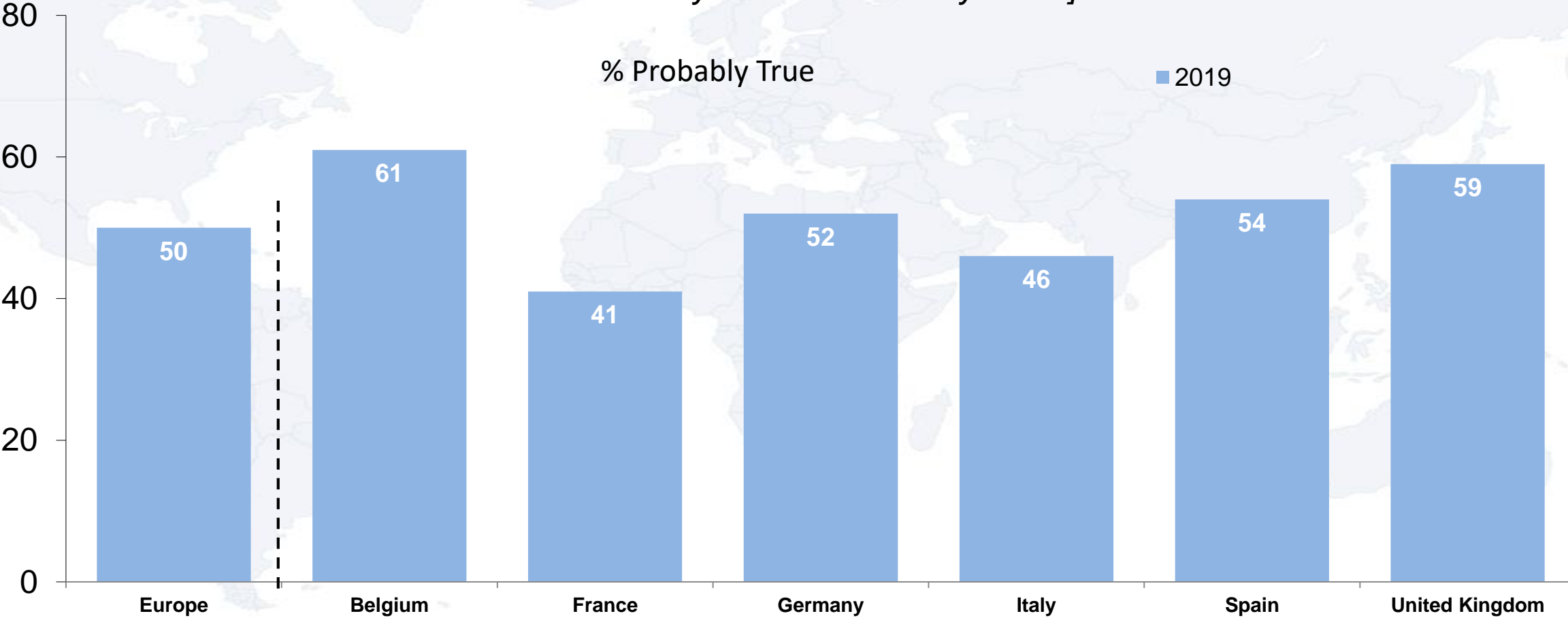
This is also the most commonly held anti-Semitic belief in Canada.

Eastern Europe, The Americas, and South Africa: Jews are more loyal to Israel than to [this country/the countries they live in]



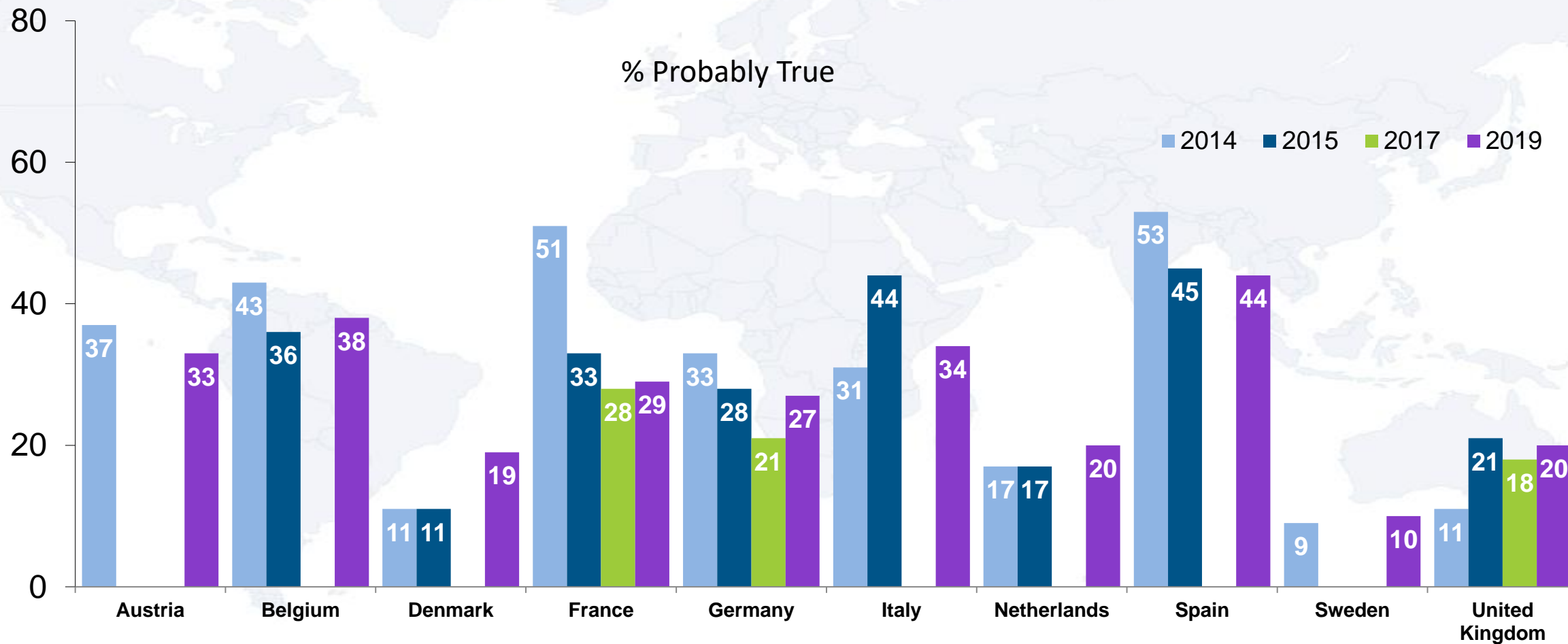
Half of the Muslims in these Western European countries believe Jews are more loyal to Israel than their own country.

European Muslim Oversample: Jews are more loyal to Israel than to [this country/the countries they live in]



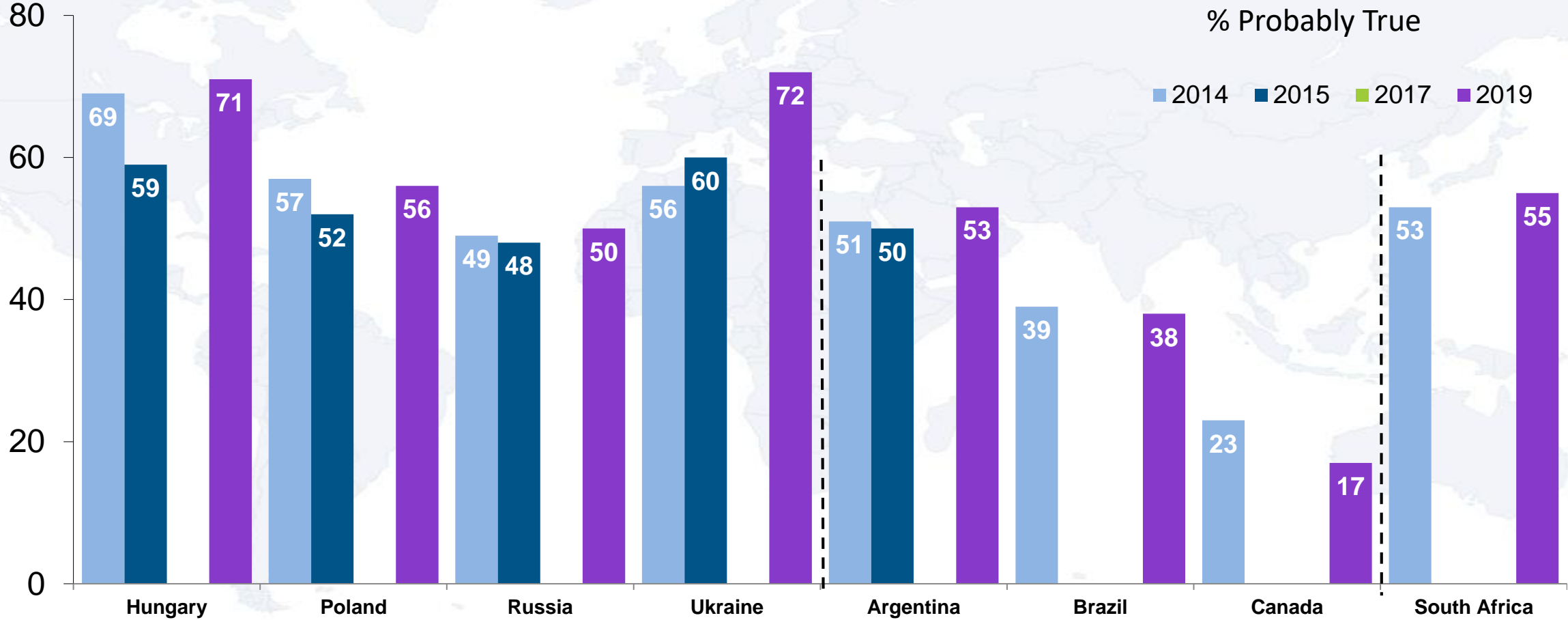
The notion that Jews have too much power in the business world is less-widely held in most of Western Europe than it was a few years ago.

Western Europe: Jews have too much power in the business world.



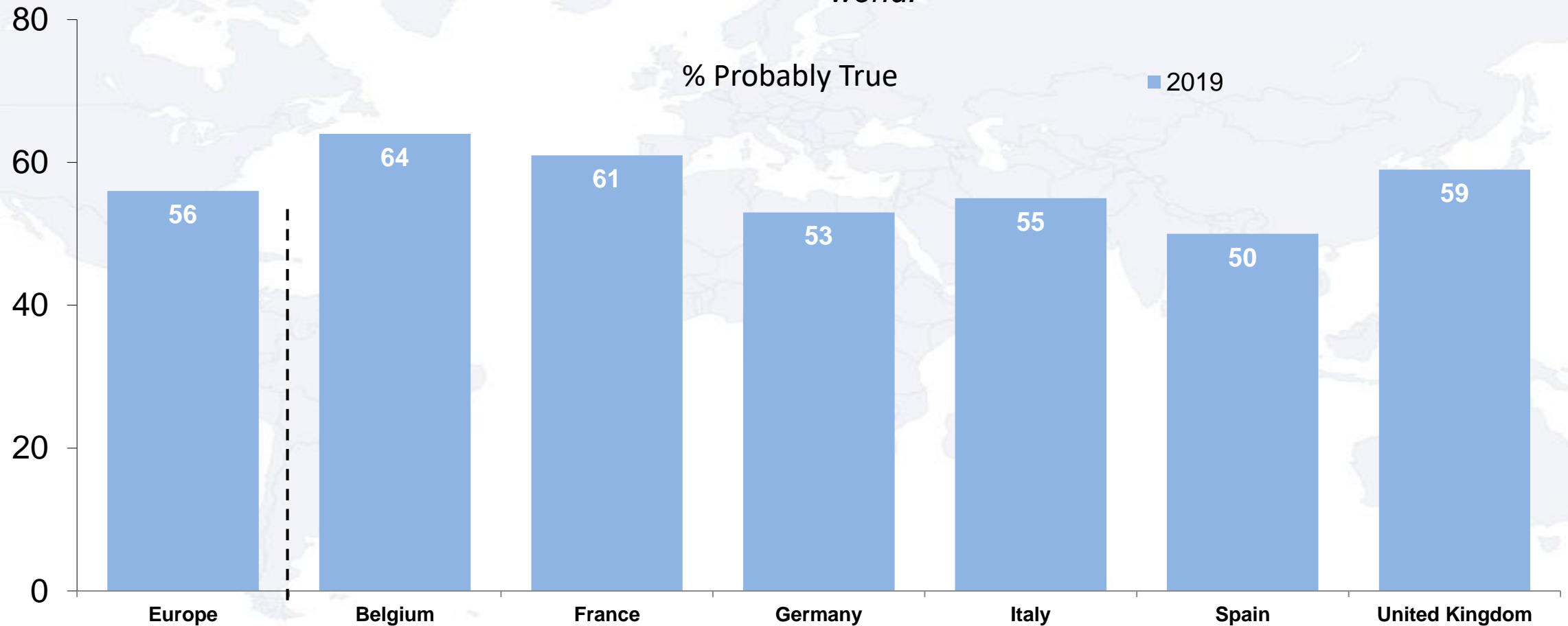
Jewish influence in the business world is widely accepted in Eastern Europe.

Eastern Europe, The Americas, and South Africa: Jews have too much power in the business world.



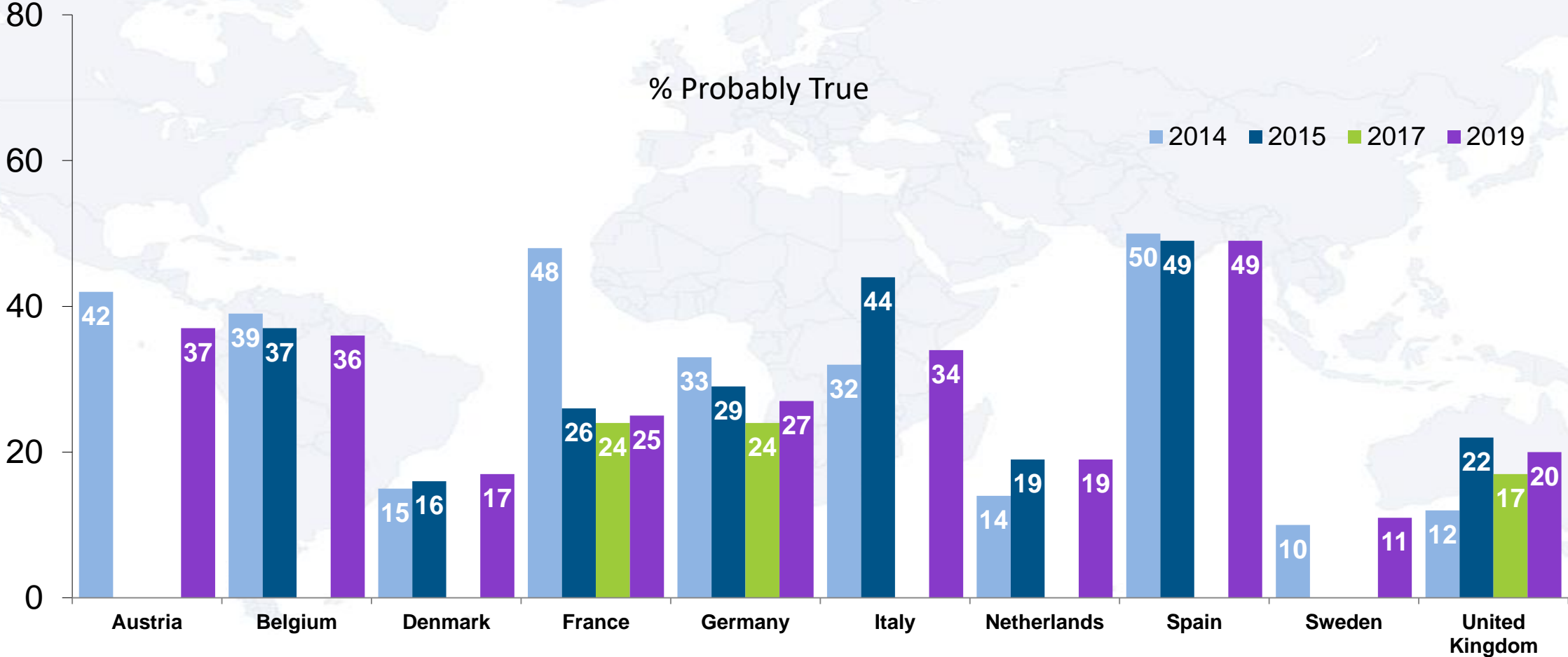
Economic anti-Semitism is widespread among European Muslims.

European Muslim Oversample: Jews have too much power in the business world.



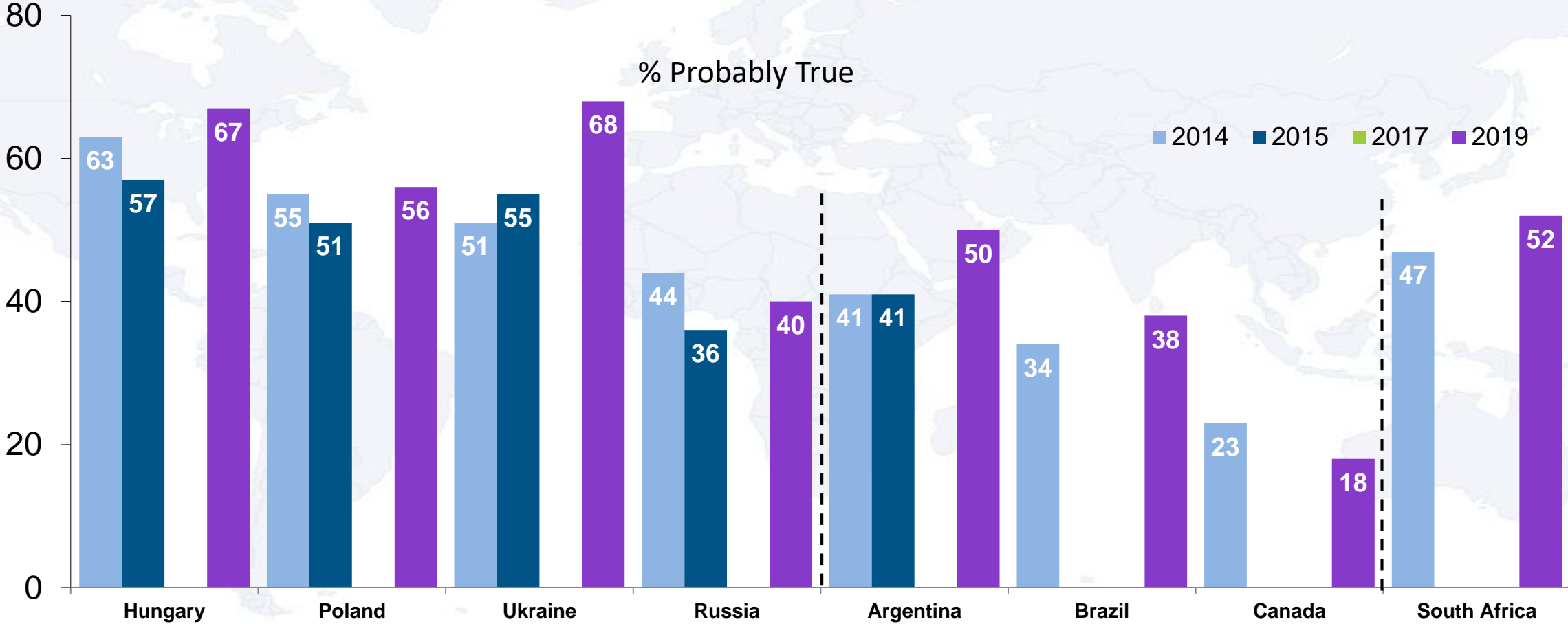
Sizable minorities across Western Europe believe Jews have too much power in international finance.

Western Europe: Jews have too much power in international financial markets.



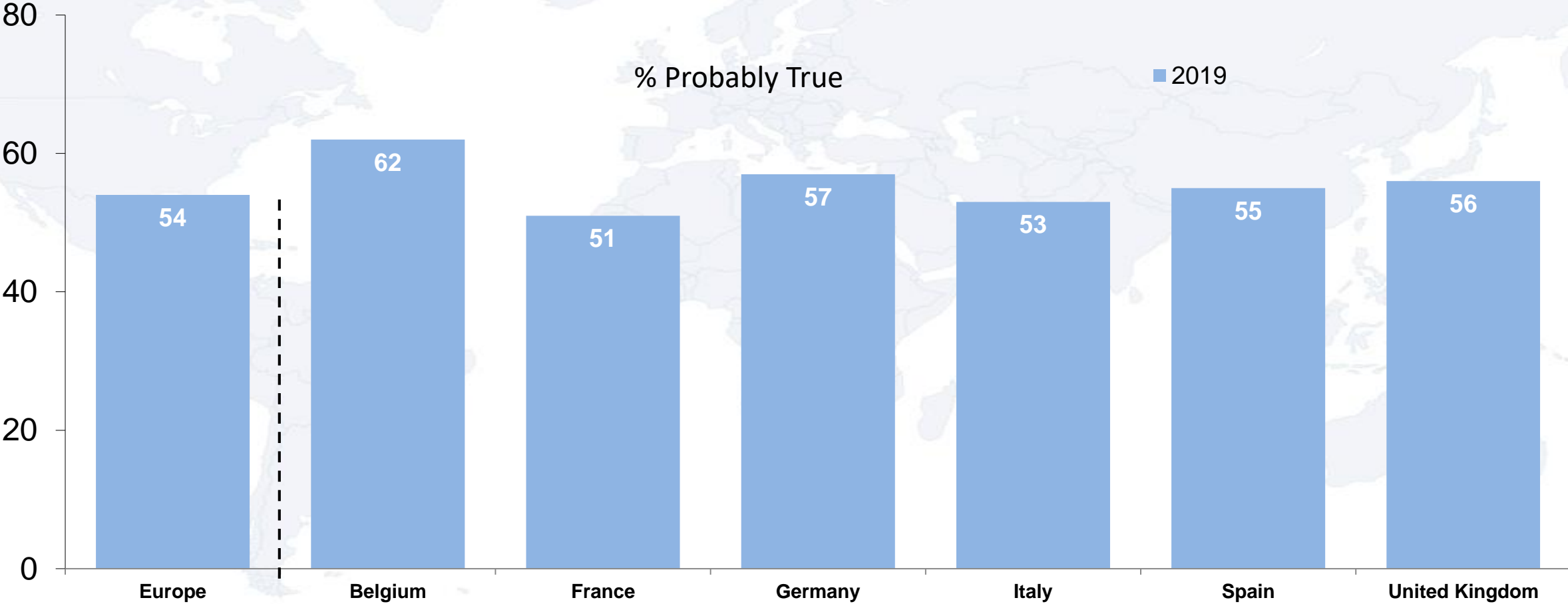
Jewish power in international finance is a widely-held trope in many developing countries.

Eastern Europe, The Americas, and South Africa: Jews have too much power in international financial markets.



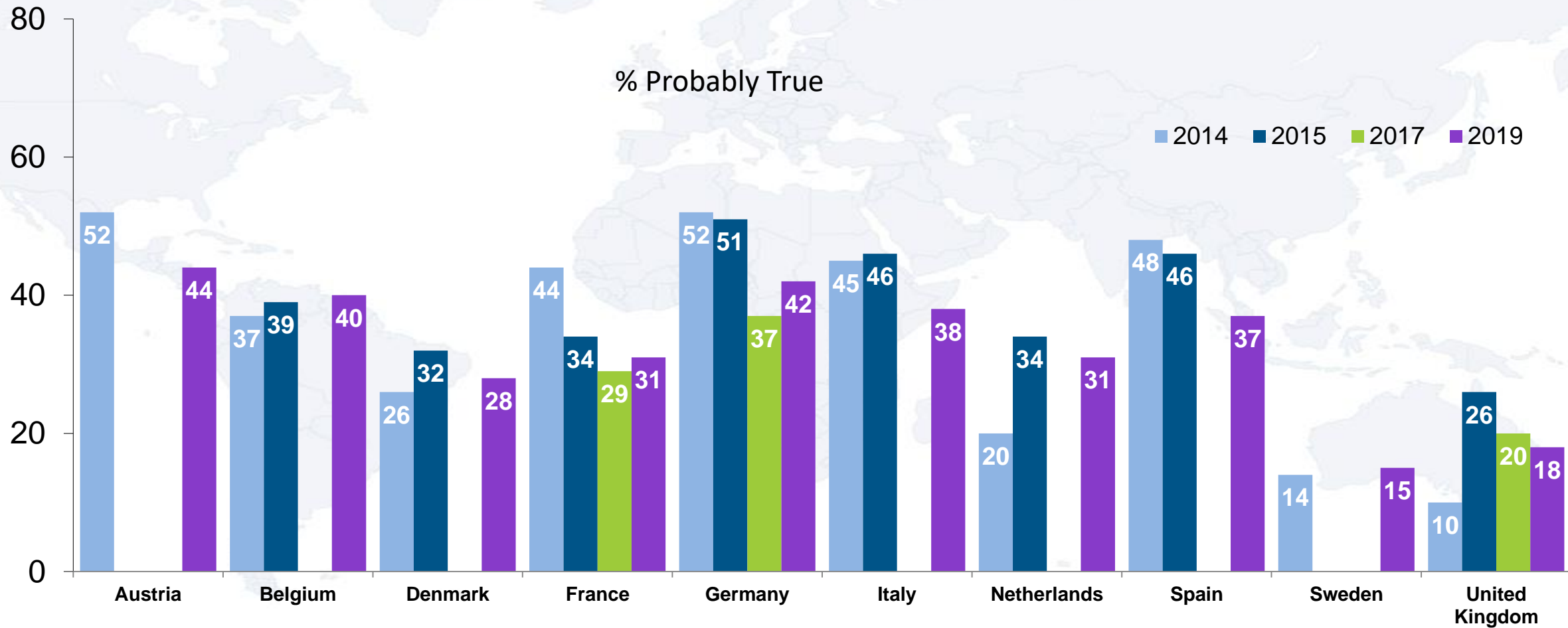
Most Muslims in these Western countries buy into the idea that Jews have too much power in international finance.

European Muslim Oversample: Jews have too much power in international financial markets.



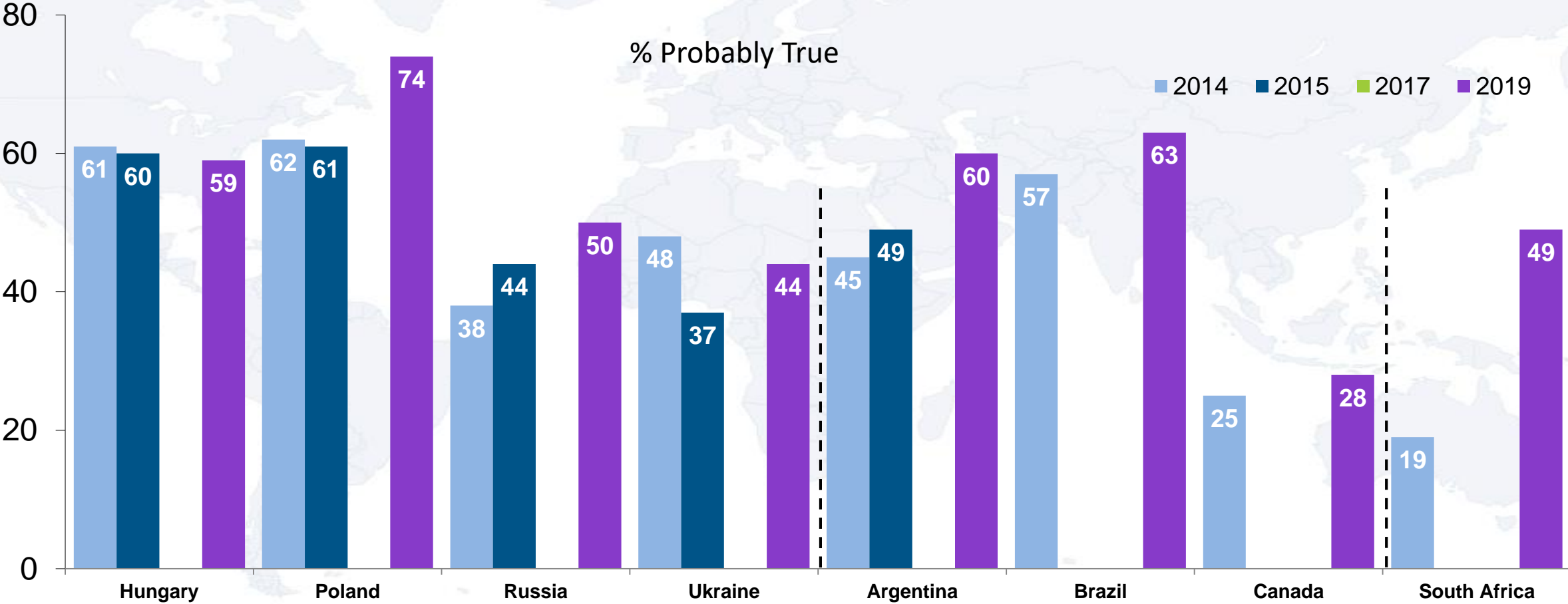
Many Germans (42%) believe Jews talk too much about the Holocaust.

Western Europe: Jews still talk too much about what happened to them in the Holocaust.



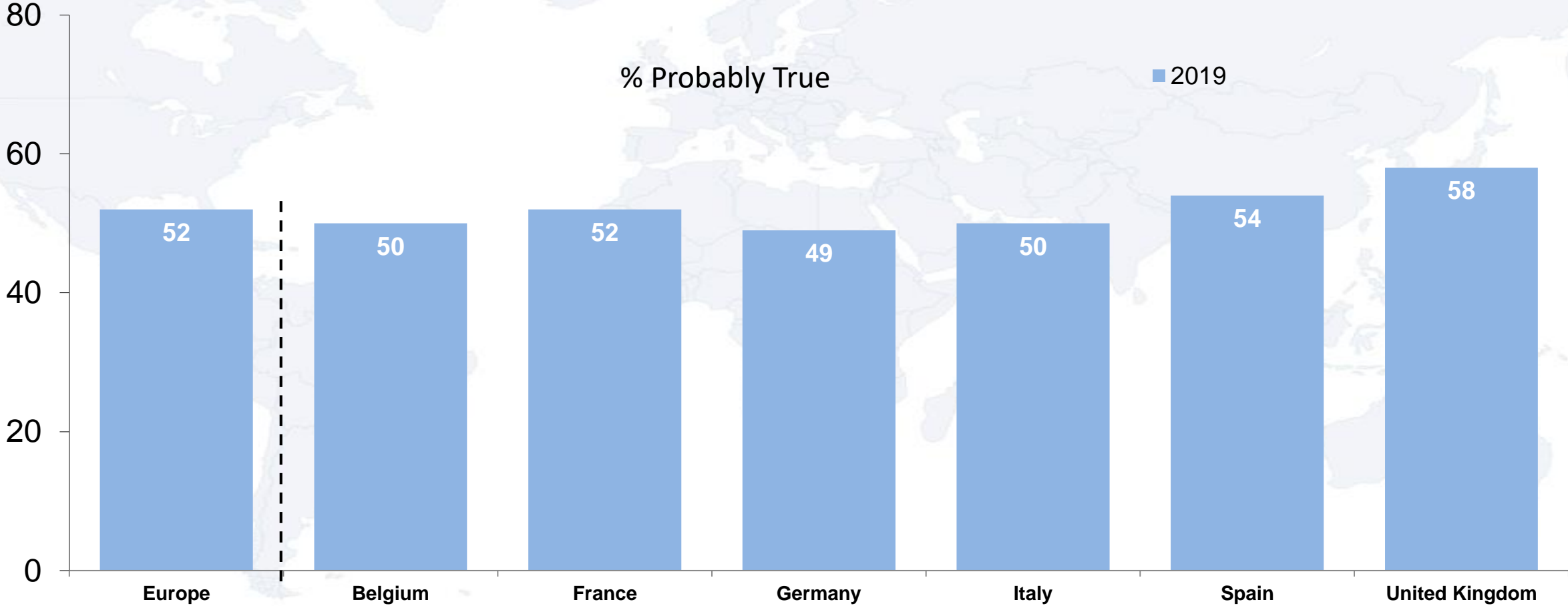
This is an extremely common view in Poland as well as in Argentina and Brazil.

Eastern Europe, The Americas, and South Africa: Jews still talk too much about what happened to them in the Holocaust.



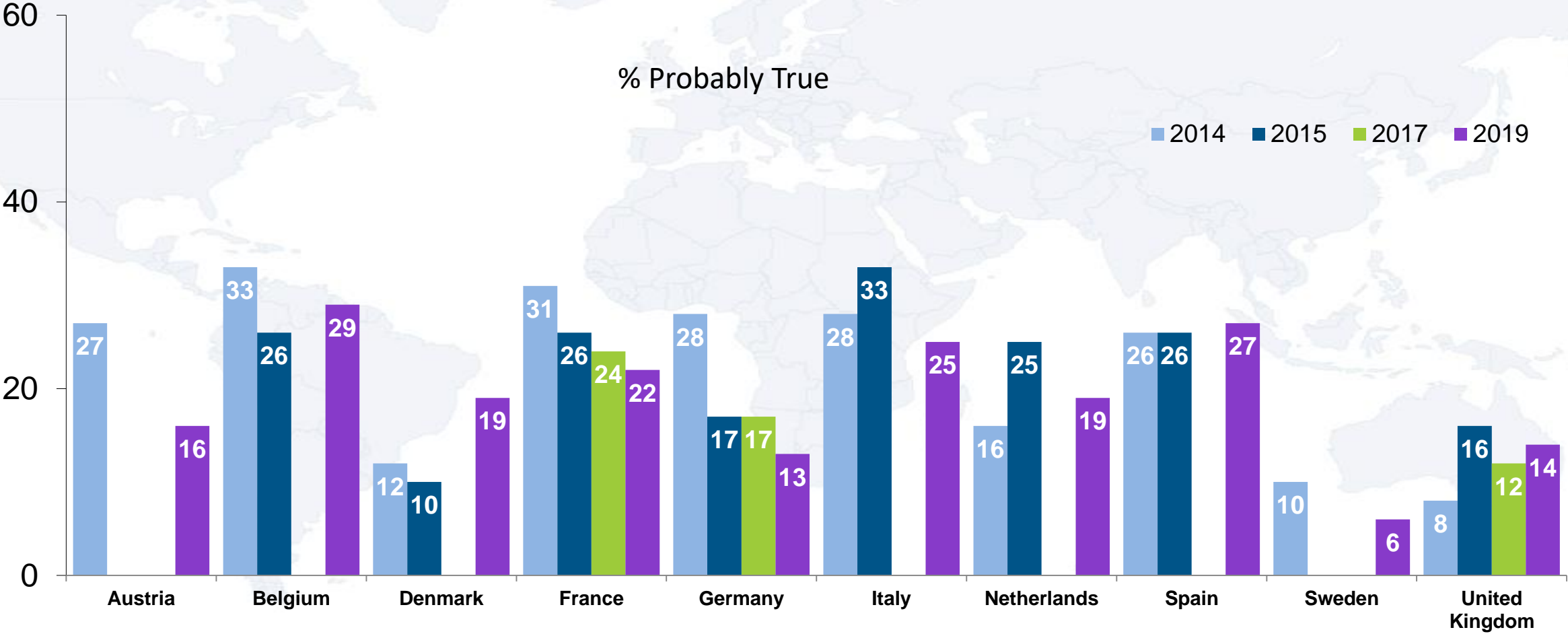
Around half of Muslims in Western Europe say Jews talk too much about the Holocaust.

European Muslim Oversample: Jews still talk too much about what happened to them in the Holocaust.



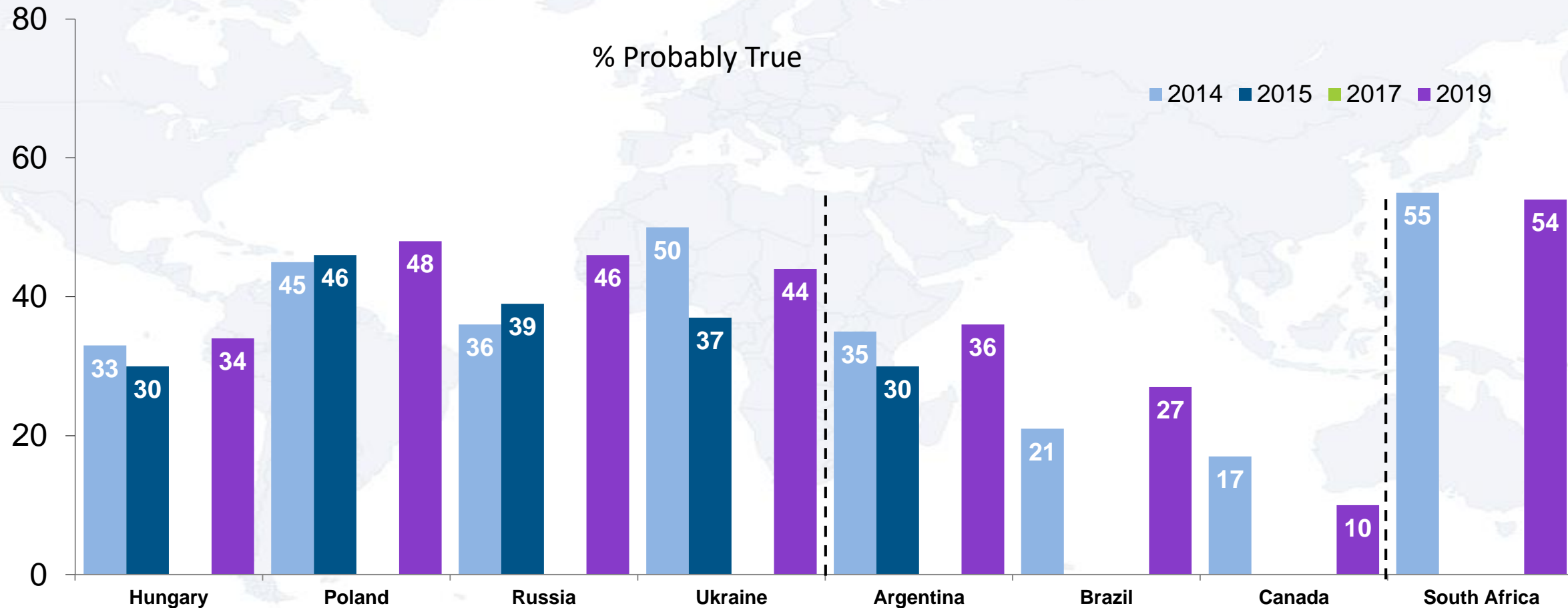
There is not a strong sense that Jews only care about other Jews in Western Europe.

Western Europe: Jews don't care what happens to anyone but their own kind.



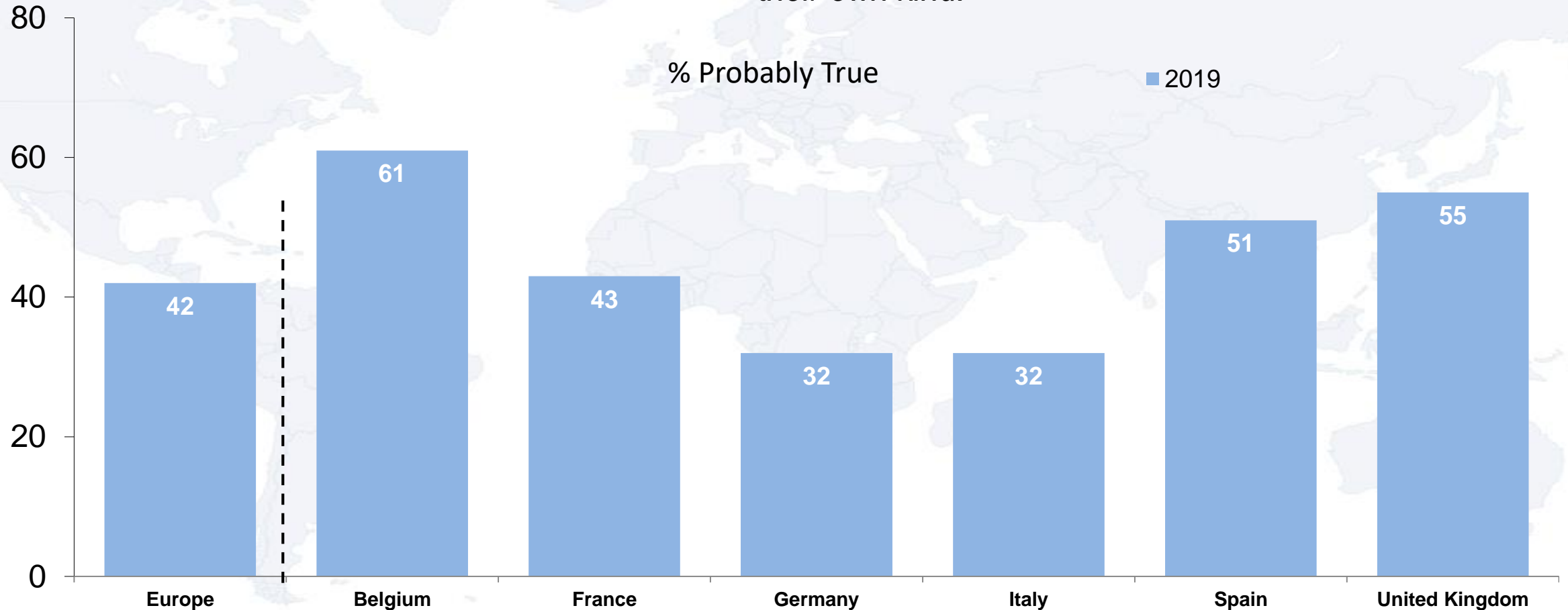
This is among the least-believed stereotypes in many countries.

Eastern Europe, The Americas, and South Africa: Jews don't care what happens to anyone but their own kind.



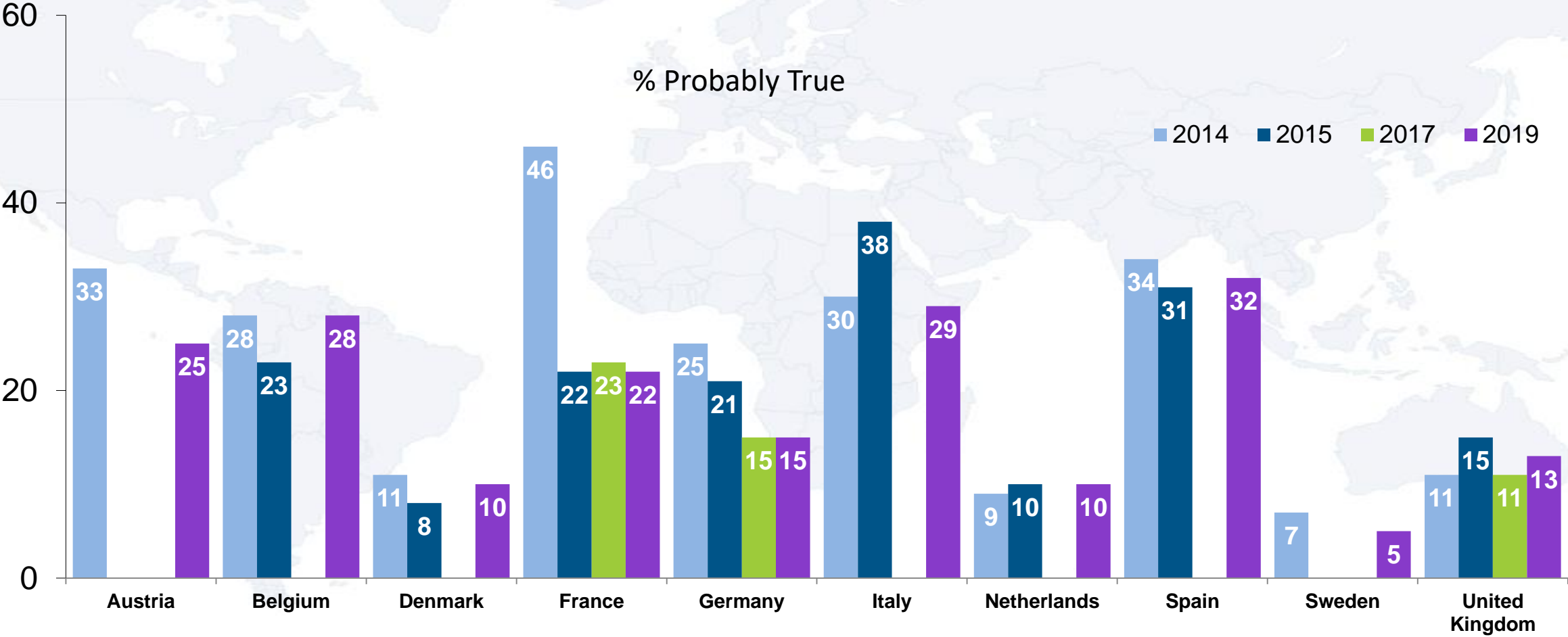
Most Muslims in these Western European countries do not believe that Jews only care about other Jews.

European Muslim Oversample: Jews don't care what happens to anyone but their own kind.



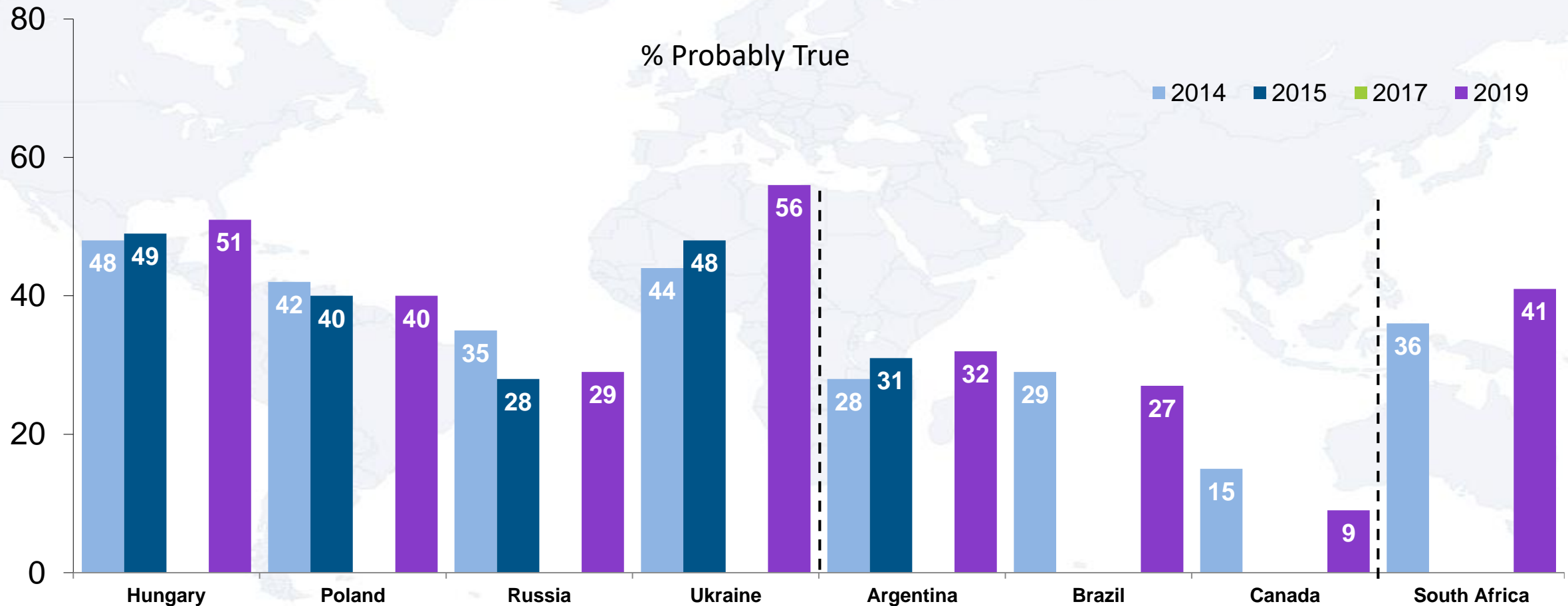
The sense that Jews have too much control over global affairs has fallen in France and Italy in recent years.

Western Europe: Jews have too much control over global affairs.



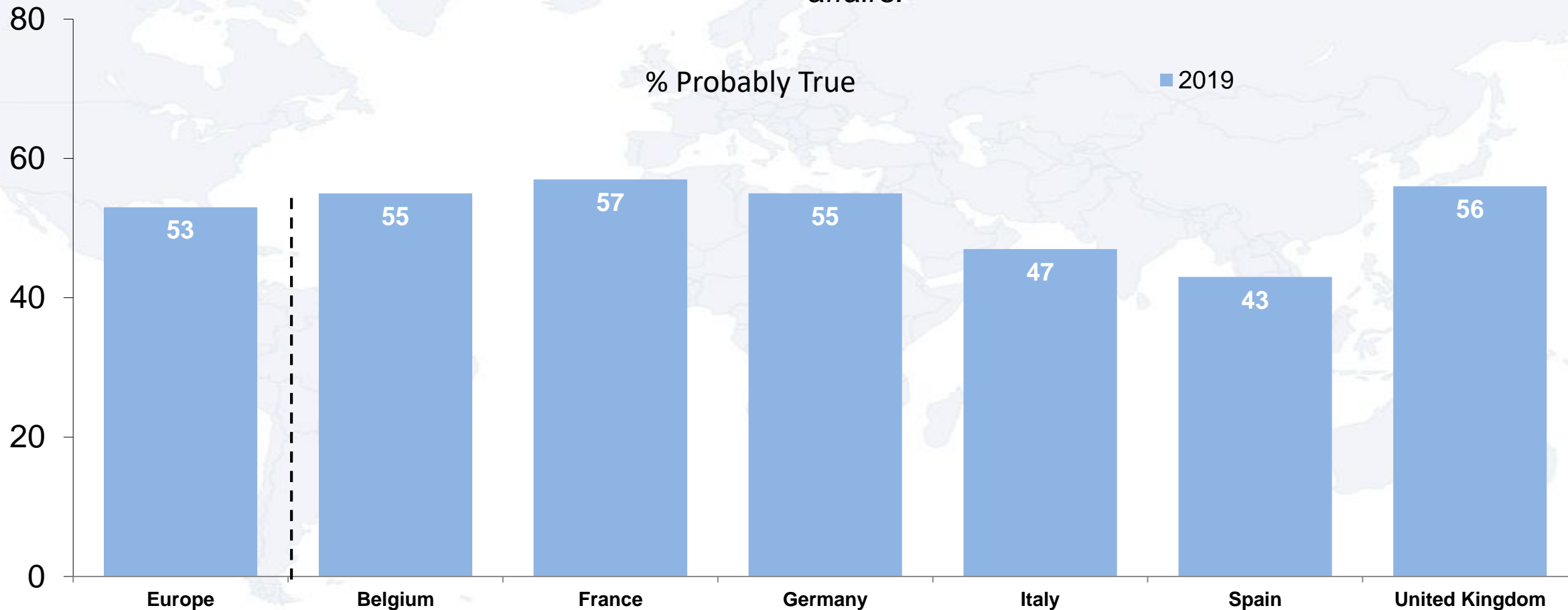
Majorities in both Hungary and Ukraine believe Jews have too much power in global affairs.

Eastern Europe, The Americas, and South Africa: Jews have too much control over global affairs.



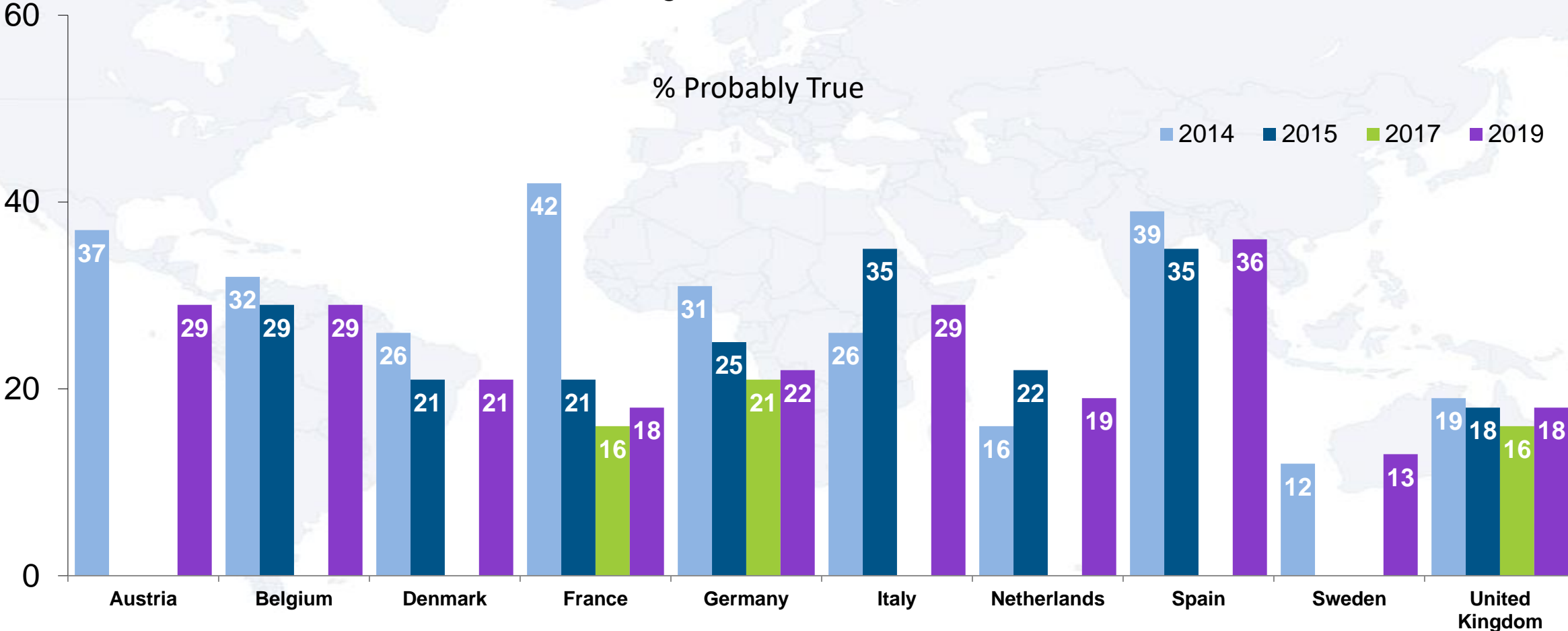
Most of the European Muslims surveyed believe Jews have too much control over global affairs, with Spain and Italy the only countries where most Muslims do not believe this.

European Muslim Oversample: Jews have too much control over global affairs.



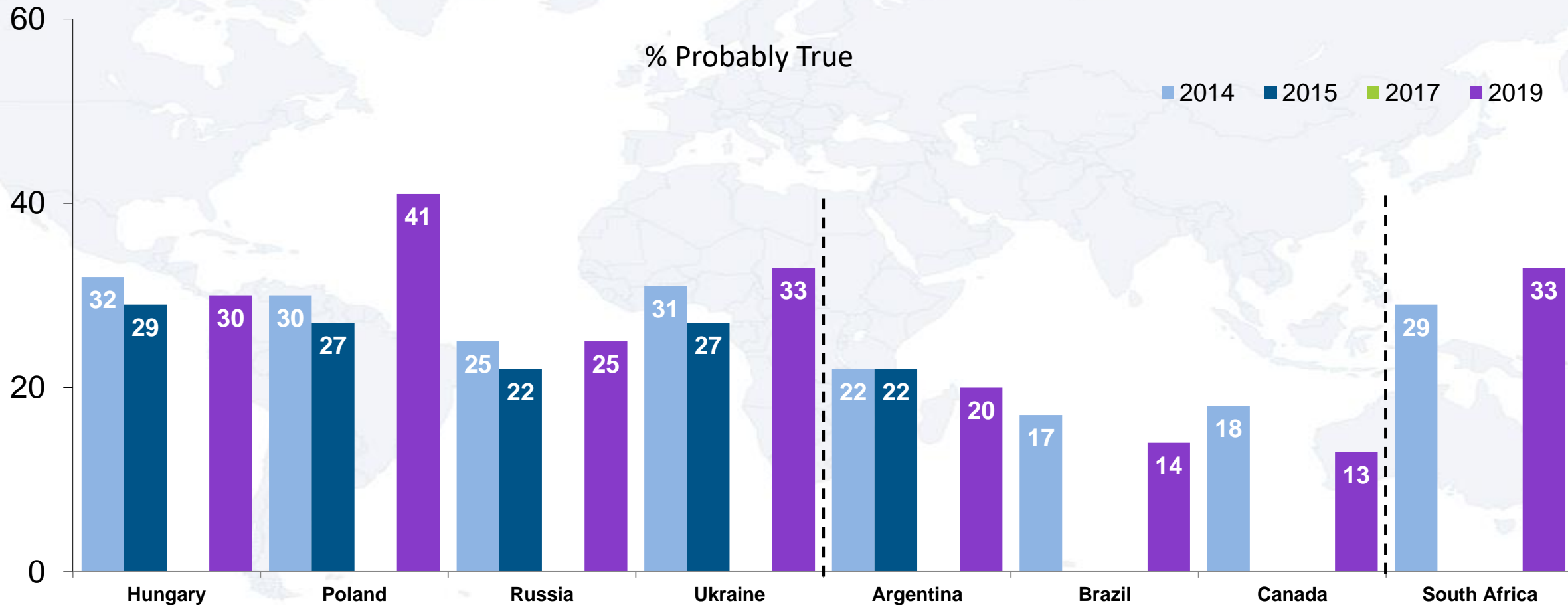
The idea that Jews have too much control over the U.S. government is also declining in Western Europe.

Western Europe: Jews have too much control over the United States government.



Notably, very few Americans believe this, even more so in comparison to views outside of the U.S.

Eastern Europe, The Americas, and South Africa: Jews have too much control over the United States government.



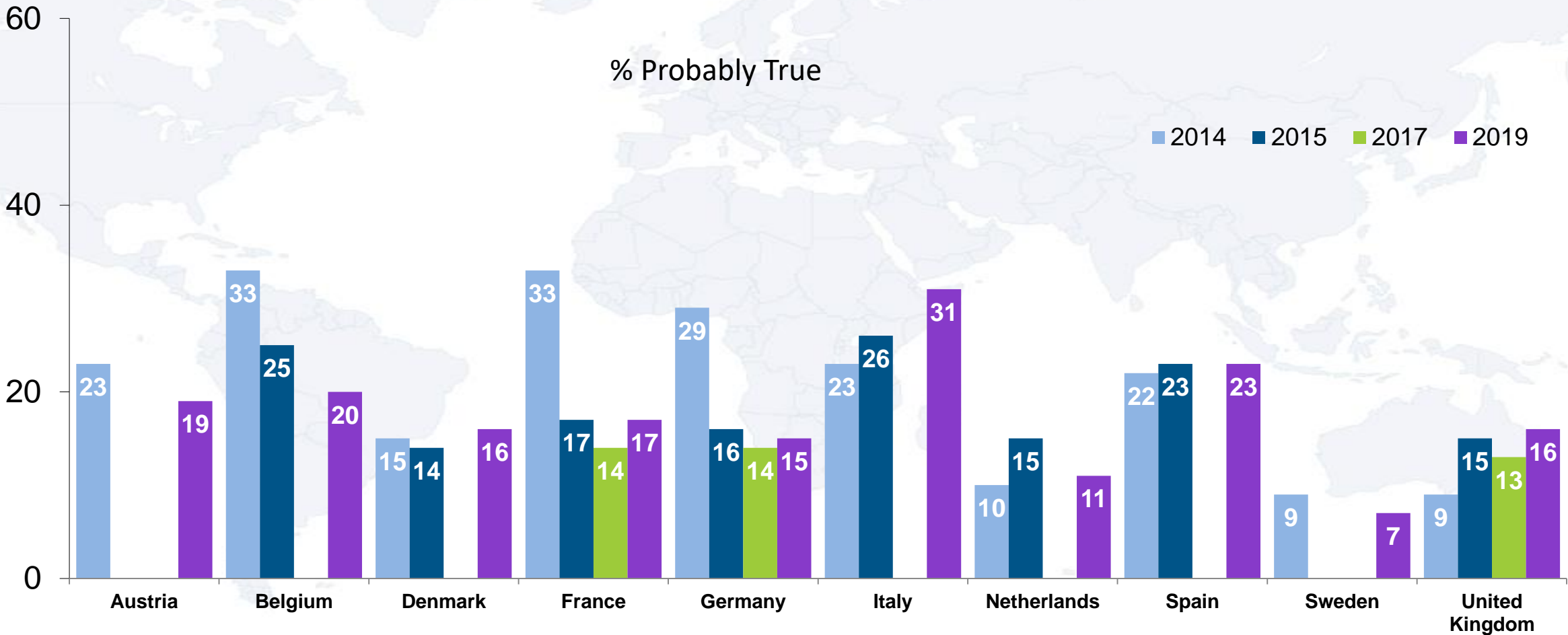
As is the case when it comes to Jewish power in global affairs in general, half of these European Muslims believe Jews have too much control over the U.S. government.

European Muslim Oversample: Jews have too much control over the United States government.



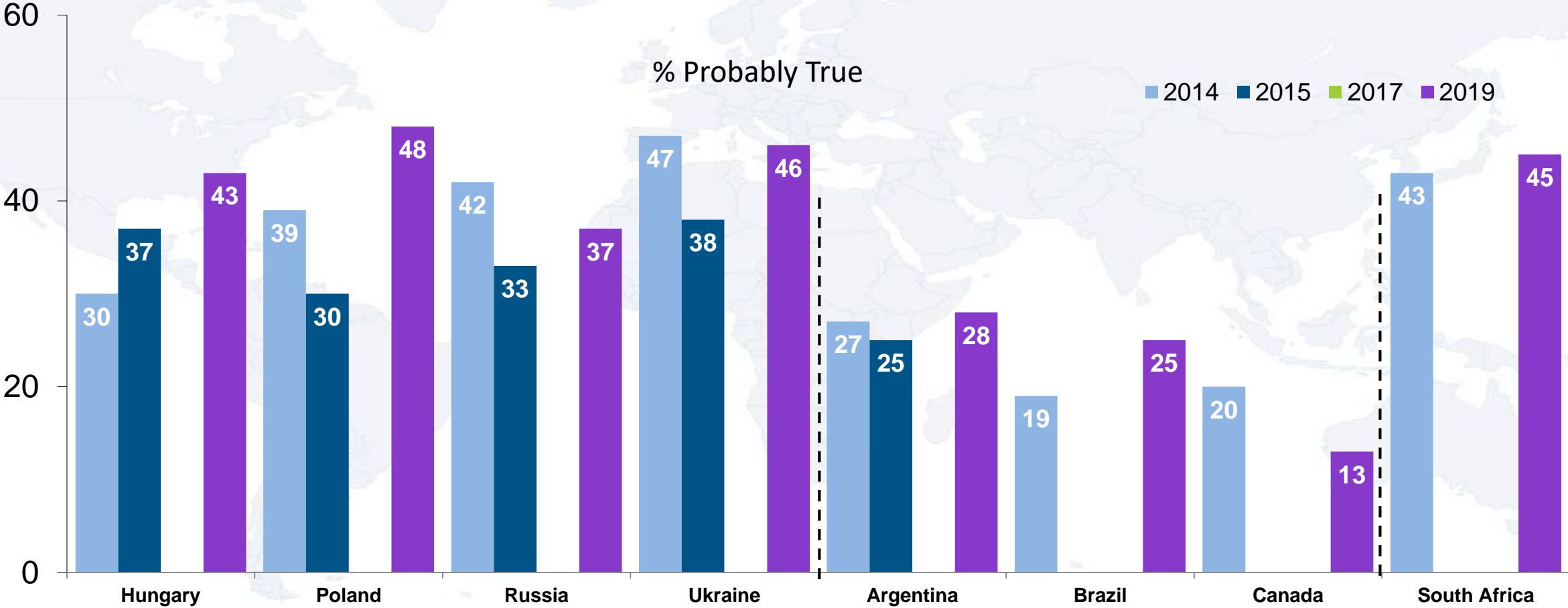
The idea that Jews consider themselves better than others is not widely-held in Western Europe.

Western Europe: Jews think they are better than other people.



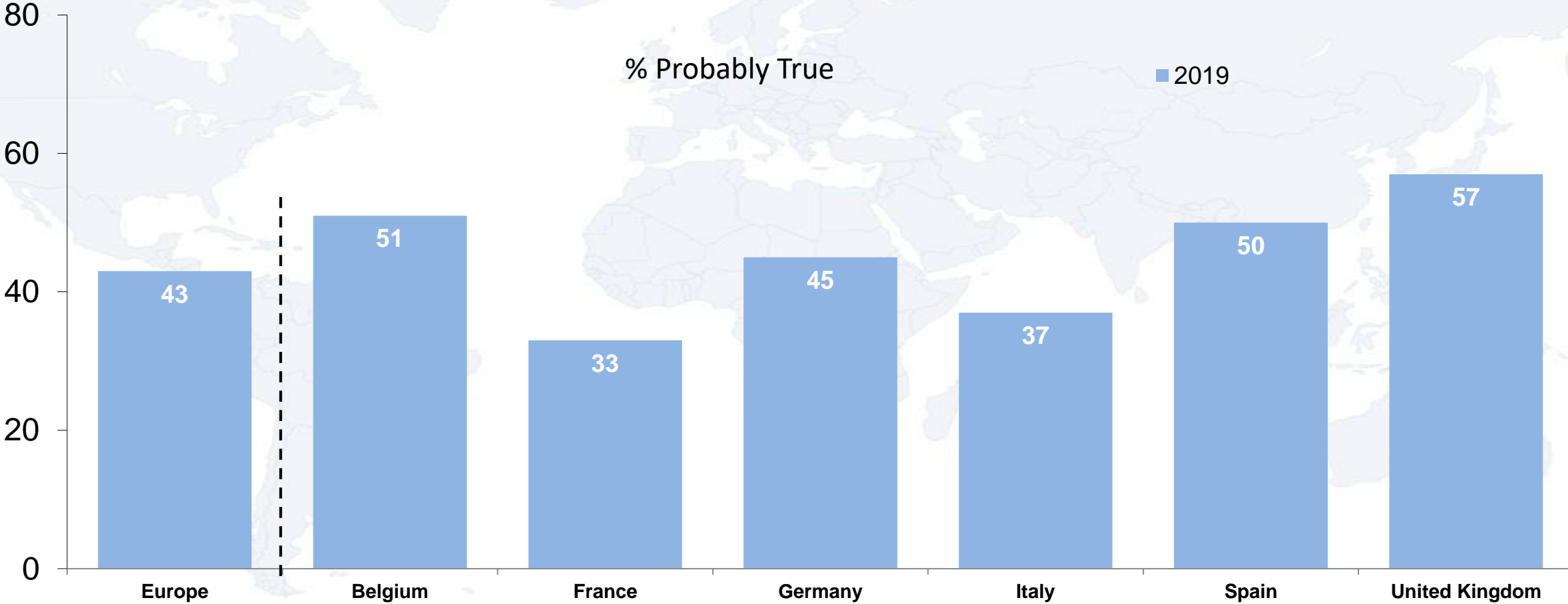
Eastern Europe and South Africa are the only places where the idea that Jews consider themselves better than others is widely-held.

Eastern Europe, The Americas, and South Africa: Jews think they are better than other people.



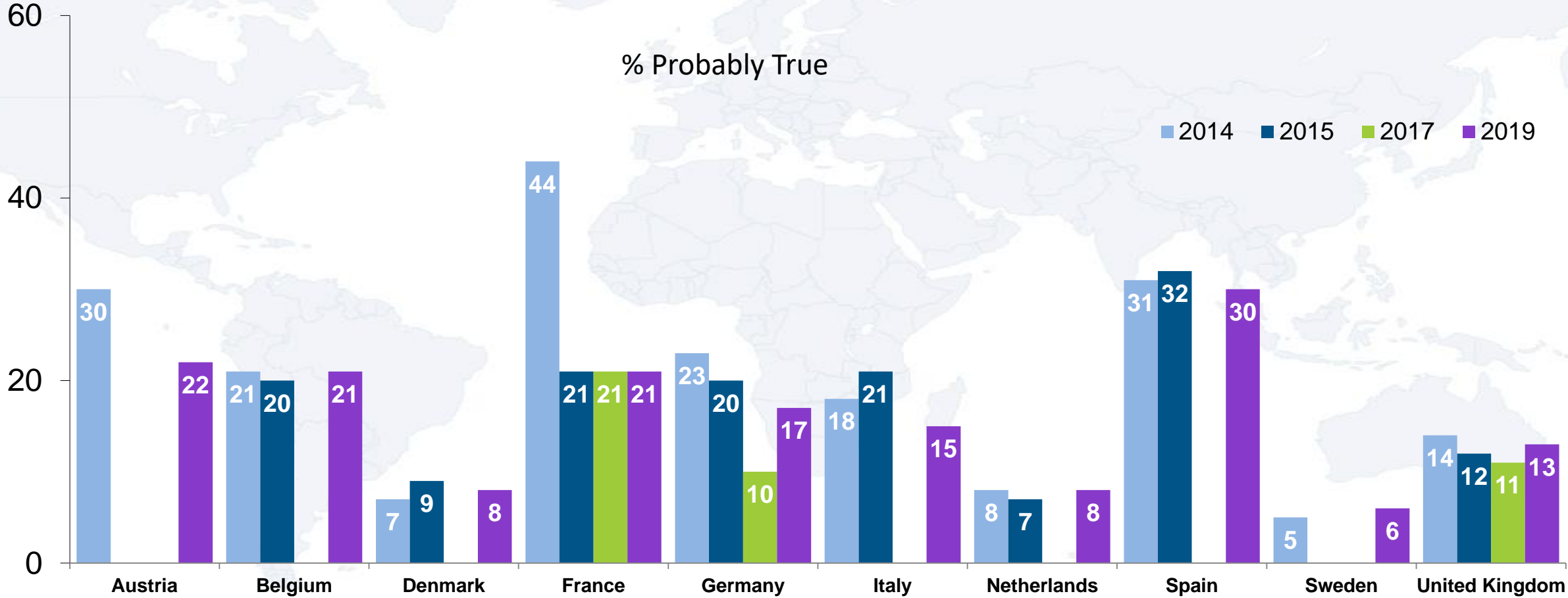
Most European Muslims disagree with the statement that Jews think they are better than other people.

European Muslim Oversample: Jews think they are better than other people.



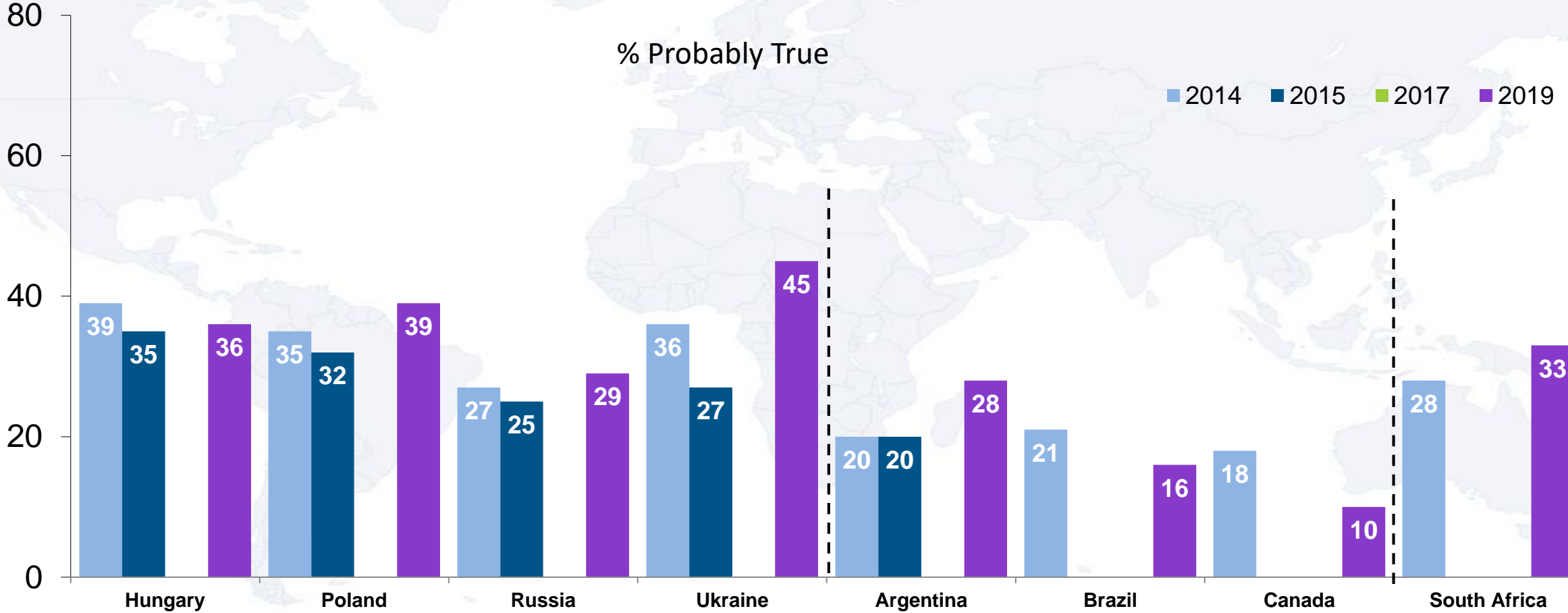
Nearly 1-in-3 Spaniards believe that Jews have too much control over the media.

Western Europe: Jews have too much control over the global media.



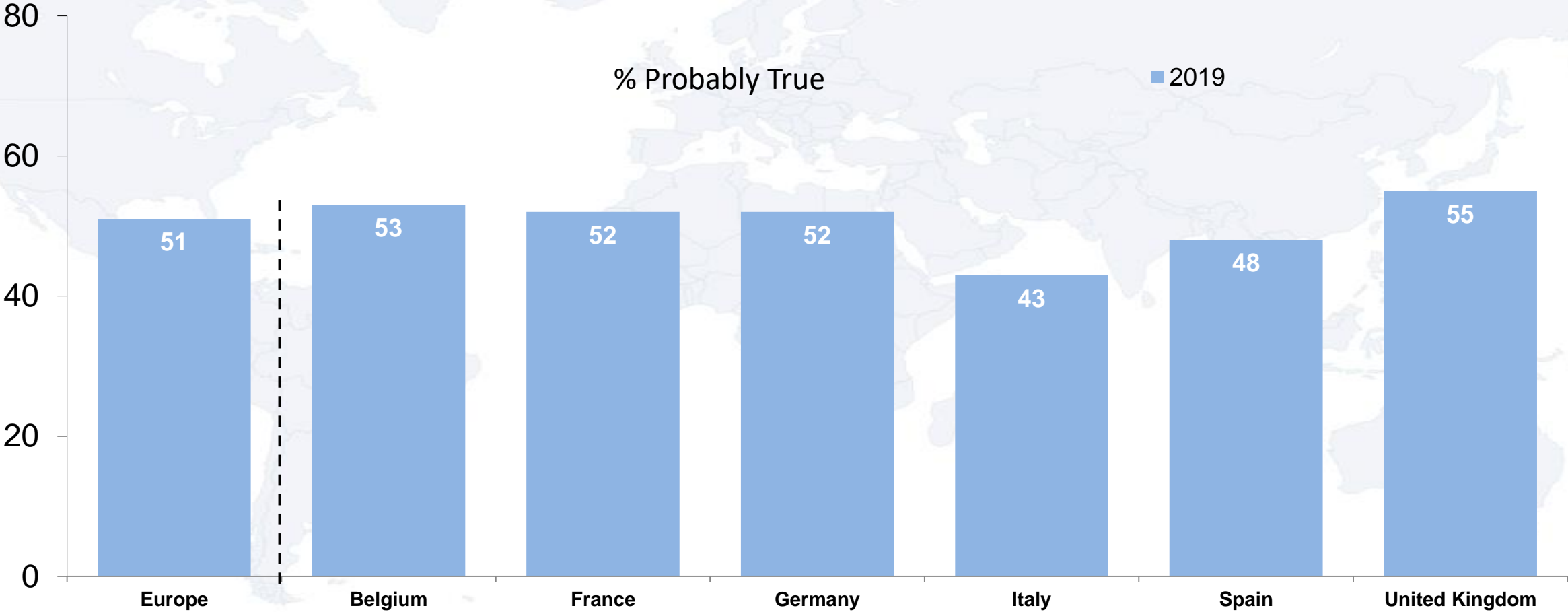
That Jews have too much control over the media is one of the least-widely held stereotypes in Eastern Europe.

Eastern Europe, The Americas, and South Africa: Jews have too much control over the global media.



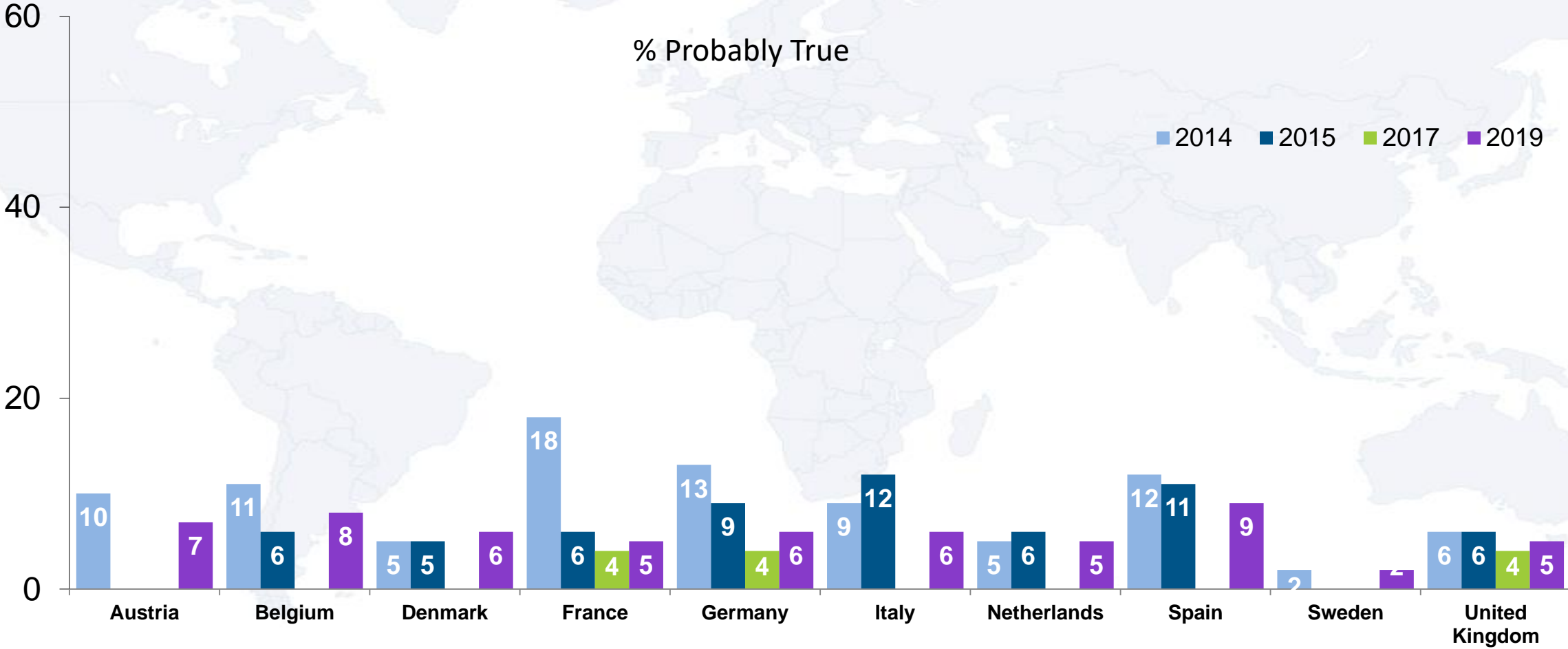
Over half of Muslims in these six Western European countries believe Jews have too much control over the media.

European Muslim Oversample: Jews have too much control over the global media.



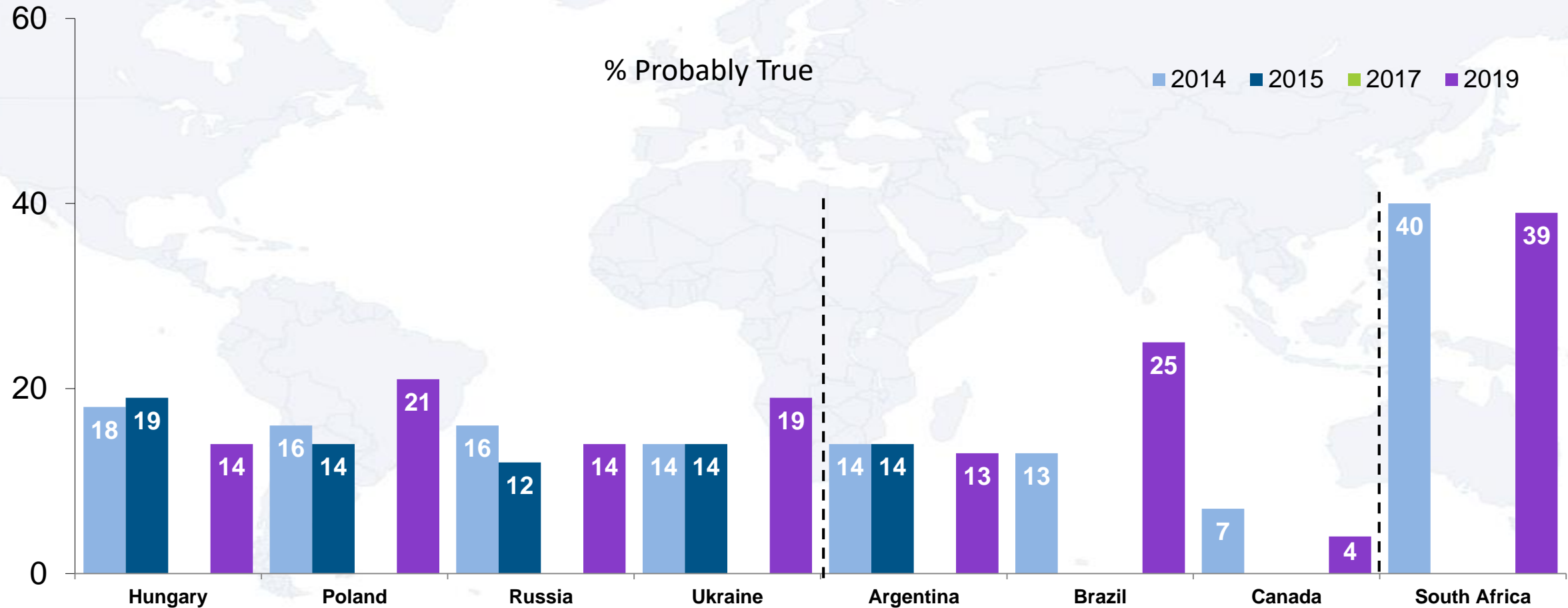
That Jews are responsible for most wars is the least-believed statement across most countries.

Western Europe: Jews are responsible for most of the world's wars.



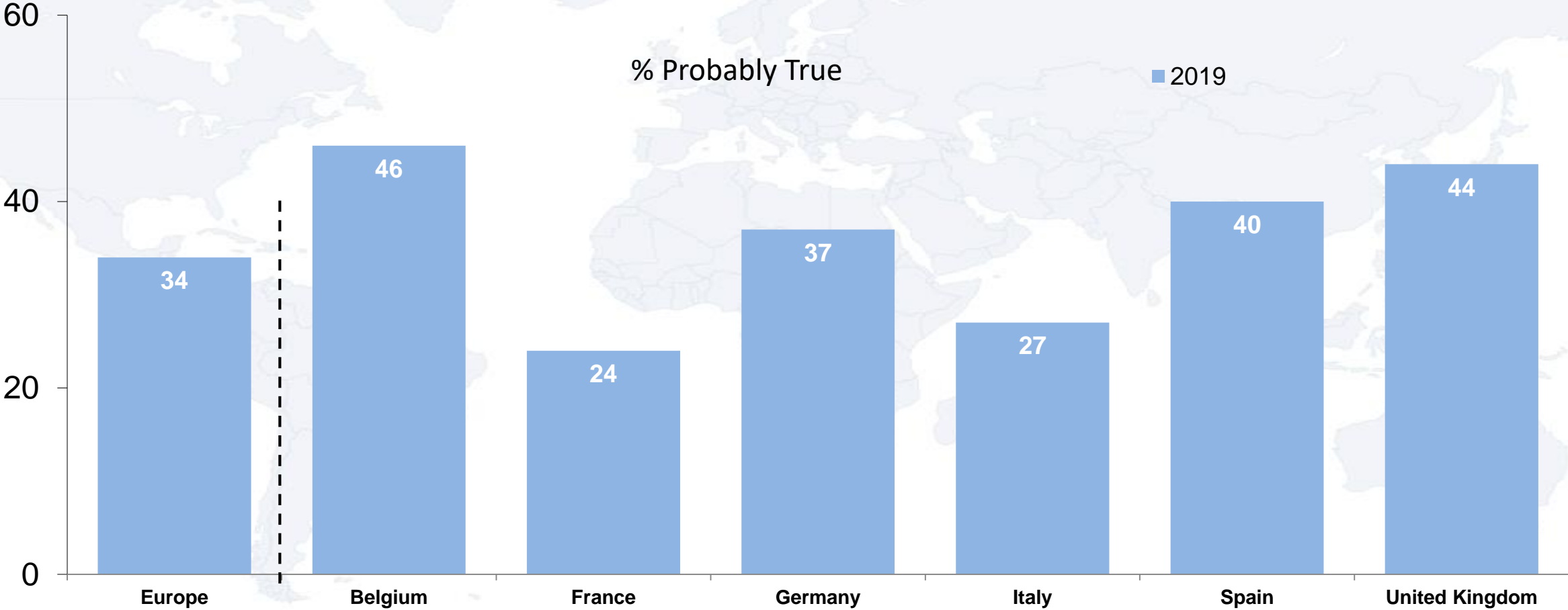
But Jewish culpability for wars is widely believed in South Africa.

Eastern Europe, The Americas, and South Africa: Jews are responsible for most of the world's wars.



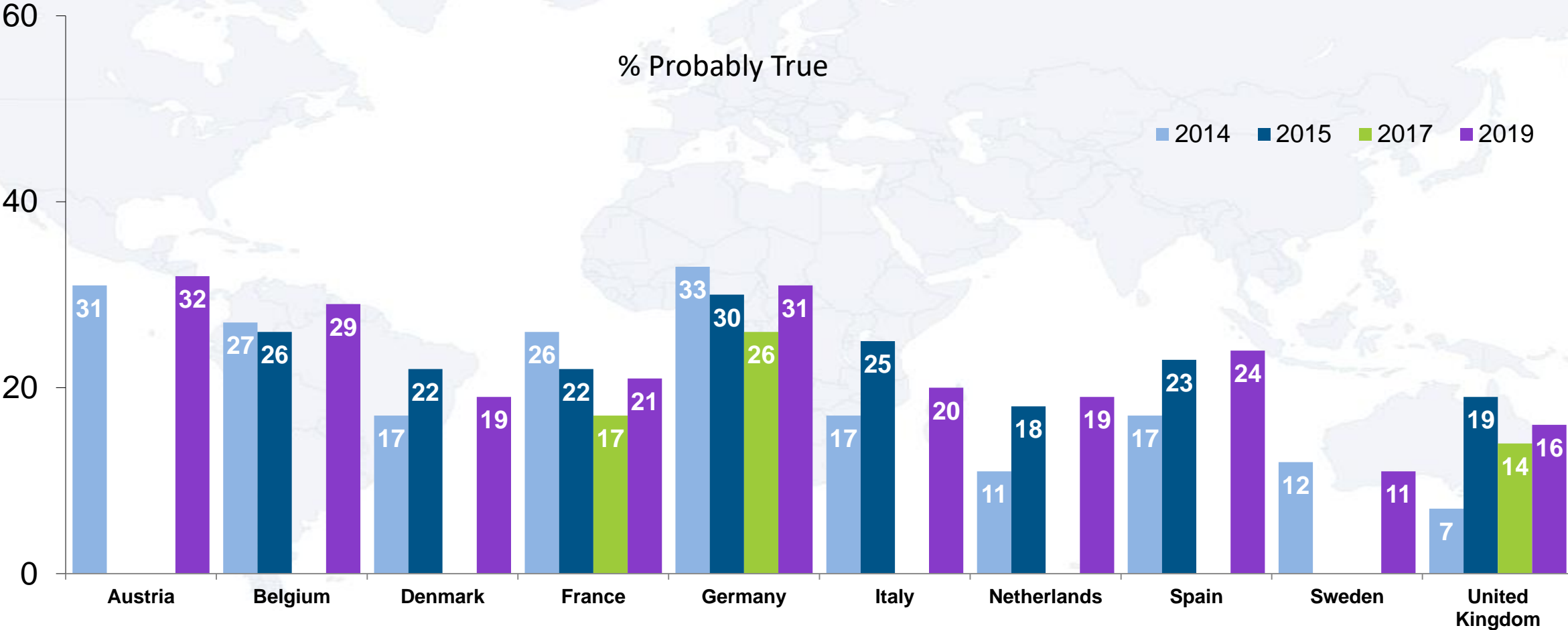
Only around a third of Muslims in these Western European countries believe Jews to be responsible for wars.

European Muslim Oversample: Jews are responsible for most of the world's wars.



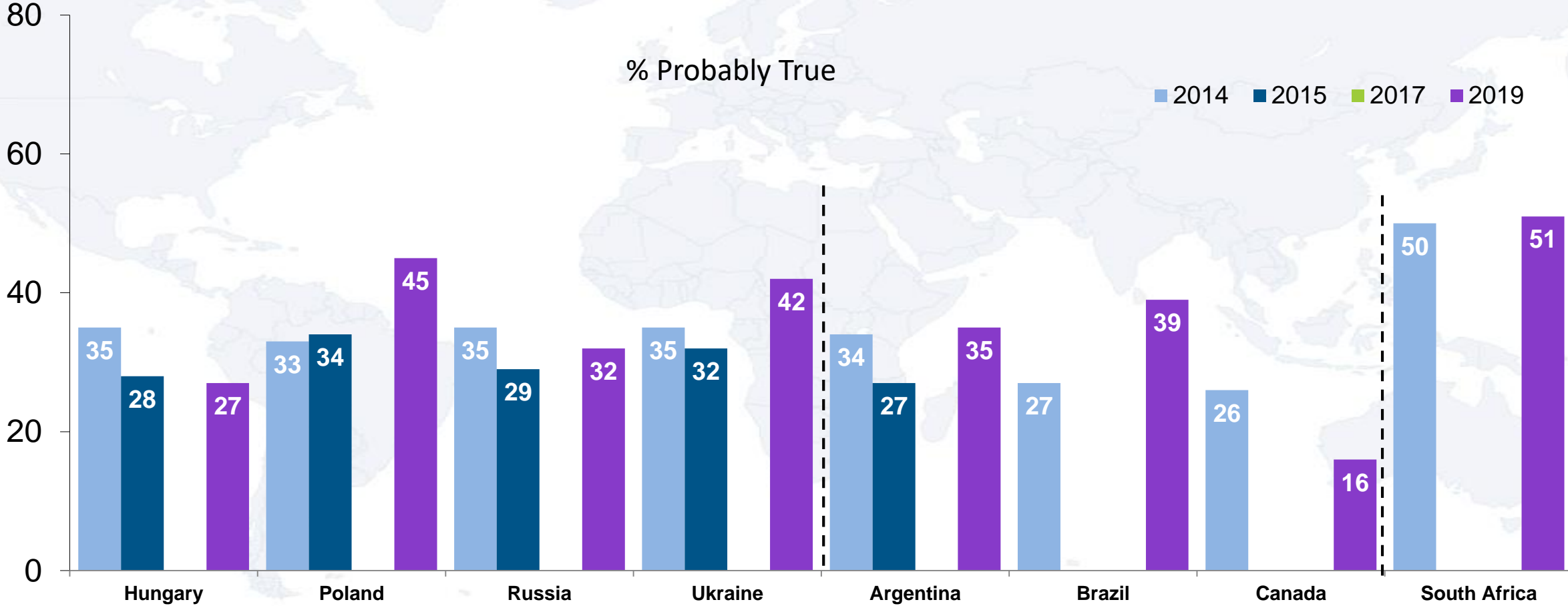
Nearly 1-in-3 Austrians and Germans say people hate Jews due to Jews' behavior.

Western Europe: People hate Jews because of the way Jews behave.



Sizable minorities in Eastern Europe and Latin America believe anti-Semitism is caused by Jewish behavior, and in South Africa a majority agree with this sentiment.

Eastern Europe, The Americas, and South Africa: People hate Jews because of the way Jews behave.



Most European Muslims do not attribute anti-Semitism to Jewish behavior.

European Muslim Oversample: People hate Jews because of the way Jews behave.

